


**FRINGE BENEFIT 2017
AUTOVEICOLI A GASOLIO FUORI PRODUZIONE**

MARCA	MODELLO	SERIE	COSTO CHILOMETRICO 15.000 KM	FRINGE BENEFIT ANNUALE
ALFAROMEO	ALFA 147 1.9 JTD	120CV	0,5014	2.256,26
ALFAROMEO	ALFA 147 1.9 JTD M-JET	150CV 3 PORTE	0,5284	2.377,85
ALFAROMEO	ALFA 147 1.9 JTD M-JET	150CV 5 PORTE	0,5324	2.395,73
ALFAROMEO	ALFA 147 1.9 JTD-M	DUCATI CORSE 170CV	0,5485	2.468,31
ALFAROMEO	ALFA 159 1.9 JTDM 120CV	BERLINA	0,5444	2.449,74
ALFAROMEO	ALFA 159 1.9 JTDM 120CV	SPORTWAGON	0,5662	2.547,68
ALFAROMEO	ALFA 159 1.9/16V JTDM 150CV	BERLINA	0,5620	2.528,94
ALFAROMEO	ALFA 159 1.9/16V JTDM 150CV	SPORTWAGON	0,5849	2.632,00
ALFAROMEO	ALFA 159 2.0 JTDM 136CV	BERLINA	0,5488	2.469,75
ALFAROMEO	ALFA 159 2.0 JTDM 136CV	SW	0,5583	2.512,17
ALFAROMEO	ALFA 159 2.0 JTDM 170CV	BERLINA	0,5729	2.578,09
ALFAROMEO	ALFA 159 2.0 JTDM 170CV	SW	0,5856	2.635,28
ALFAROMEO	ALFA 159 2.4 JTDM 200CV	BERLINA	0,6521	2.934,42
ALFAROMEO	ALFA 159 2.4 JTDM 200CV	SPORTWAGON	0,6671	3.001,90
ALFAROMEO	ALFA 159 2.4 JTDM 210CV	Q4 BERLINA	0,6938	3.121,95
ALFAROMEO	ALFA 159 2.4 JTDM 210CV	Q4 SPORTWAGON	0,7062	3.177,85
ALFAROMEO	ALFA 159 2.4/20V JDTM	210CV BERLINA	0,6503	2.926,43
ALFAROMEO	ALFA 159 2.4/20V JTDM	210CV SPORTWAGON	0,6611	2.975,09
ALFAROMEO	ALFA 166 2.4 JTD MJ 185CV	BERLINA MOD.2006	0,6855	3.084,85
ALFAROMEO	ALFA CROSSWAGON 1.9/16V JTD	150CV Q4	0,5955	2.679,57
ALFAROMEO	ALFA GT 1.9/16V JTDM	150CV	0,5971	2.686,78
ALFAROMEO	ALFA GT 1.9/16V JTDM	170CV	0,6347	2.856,01
ALFAROMEO	ALFA SPORTWAGON 1.9/16V JTD	150CV S.W.	0,5468	2.460,41
ALFAROMEO	BRERA 2.0 JTDM	170CV	0,6045	2.720,42
ALFAROMEO	BRERA 2.4/20V JTDM	210CV	0,7094	3.192,42
ALFAROMEO	GIULIETTA 1.6 JTDM-2	105CV	0,4536	2.041,38
ALFAROMEO	GIULIETTA 2.0 JTDM-2	140CV	0,5173	2.327,77
ALFAROMEO	GIULIETTA 2.0 JTDM-2	170CV	0,5386	2.423,90
ALFAROMEO	MITO 1.3 JTDM 16V	90CV	0,4192	1.886,37
ALFAROMEO	MITO 1.3 JTDM S&S	85CV	0,3975	1.788,62
ALFAROMEO	MITO 1.3 JTM-2 S&S	95CV	0,4180	1.880,95
ALFAROMEO	MITO 1.6 JTDM 16V	120CV	0,4726	2.126,77
ALFAROMEO	MITO 1.6 JTDM-2 S&S	120CV	0,4534	2.040,28
ALFAROMEO	SPIDER 2.0 JTDM	170CV	0,6078	2.735,02
ALFAROMEO	SPIDER 2.4 JTDM	210CV	0,7222	3.249,95
AUDI	A1 1.6 TDI	90CV	0,4209	1.894,12
AUDI	A1 1.6 TDI 105CV	SPORTBACK	0,4447	2.001,23
AUDI	A1 1.6 TDI 90CV	SPORTBACK	0,4296	1.933,17
AUDI	A1 1.6 TDI DPF	105CV	0,4332	1.949,62
AUDI	A1 2.0 TDI	143CV	0,5130	2.308,67
AUDI	A3 2.0 TDI SPORTBACK 170CV	QUATTRO EURO5	0,5707	2.568,02
AUDI	A3 1.6 TDI	110CV	0,4440	1.998,20
AUDI	A3 1.6 TDI 105CV	MY2012	0,4552	2.048,39
AUDI	A3 1.6 TDI CR 105CV	CABRIO	0,5049	2.272,26
AUDI	A3 1.6 TDI CR 90CV	EURO5	0,4726	2.126,61
AUDI	A3 1.6 TDI CR 90CV	SPORTBACK EURO5	0,4777	2.149,55
AUDI	A3 1.9 TDI 105CV	CABRIO	0,5555	2.499,60
AUDI	A3 1.9 TDI 105CV	MOD.2005	0,5331	2.399,04
AUDI	A3 1.9/16V TDI	105CV	0,4965	2.234,17
AUDI	A3 2.0 16V TDI	170CV EURO 5	0,5663	2.548,48
AUDI	A3 2.0 TDI	150CV	0,5105	2.297,20
AUDI	A3 2.0 TDI	170CV	0,5587	2.514,19
AUDI	A3 2.0 TDI	184CV	0,5223	2.350,35




MARCA	MODELLO	SERIE	COSTO CHILOMETRICO 15.000 KM	FRINGE BENEFIT ANNUALE
AUDI	A3 2.0 TDI 140CV	CABRIO EURO5	0,5858	2.636,24
AUDI	A3 2.0 TDI 140CV	SPORTBACK EURO 5	0,5547	2.496,17
AUDI	A3 2.0 TDI 150CV	MY2012	0,5249	2.361,96
AUDI	A3 2.0 TDI QUATTRO	140CV	0,5688	2.559,66
AUDI	A3 2.0/16V QUATTRO TDI 170CV	EURO 5	0,5848	2.631,40
AUDI	A3 2.0/16V QUATTRO TDI 170CV	SPORTBACK EURO 5	0,5750	2.587,58
AUDI	A3 2.0/16V TDI 140CV	CABRIO	0,5708	2.568,58
AUDI	A3 2.0/16V TDI 140CV	EURO 5	0,5467	2.460,29
AUDI	A3 2.0/16V TDI QUATTRO 140CV	EURO 5	0,5668	2.550,45
AUDI	A3 SEDAN 1.6 TDI	105CV	0,4814	2.166,47
AUDI	A3 SEDAN 1.6 TDI 110CV	MY2014	0,4491	2.020,73
AUDI	A3 SEDAN 1.6 TDI QUATTRO	110 CV	0,5046	2.270,60
AUDI	A3 SEDAN 2.0 TDI	150CV	0,5252	2.363,20
AUDI	A3 SEDAN 2.0 TDI 184CV	MY2014	0,5412	2.435,62
AUDI	A3 SEDAN 2.0 TDI 184CV QUATTRO	MY2014	0,5730	2.578,45
AUDI	A3 SEDAN 2.0 TDI QUATTRO	150CV	0,5449	2.452,25
AUDI	A3 SPB 1.6 TDI 105CV	MY2014	0,4612	2.075,36
AUDI	A3 SPB 1.6 TDI 110CV	MY2014	0,4399	1.979,69
AUDI	A3 SPB 1.6 TDI QUATTRO	110 CV	0,5030	2.263,36
AUDI	A3 SPB 2.0 TDI 150CV	MY2014	0,5186	2.333,56
AUDI	A3 SPB 2.0 TDI CLEAN D 184CV	MY2014	0,5411	2.434,81
AUDI	A3 SPB 2.0 TDI CLEAN D QUATTRO 184CV	MY2014	0,5728	2.577,64
AUDI	A3 SPB 2.0 TDI QUATTRO 150CV	MY2014	0,5376	2.418,99
AUDI	A3 SPORTBACK 1.9 TDI	105CV	0,5220	2.348,97
AUDI	A3 SPORTBACK 2.0 TDI	140CV	0,5500	2.475,00
AUDI	A3 SPORTBACK 2.0 TDI	170CV	0,5637	2.536,75
AUDI	A3 SPORTBACK 2.0 TDI	QUATTRO 140CV	0,5645	2.540,40
AUDI	A3 SPORTBACK 2.0/16V TDI	140CV QUATTRO	0,5711	2.569,96
AUDI	A4 2.0 TDI	120CV	0,5496	2.473,12
AUDI	A4 2.0 TDI 120CV	BERLINA	0,5683	2.557,19
AUDI	A4 2.0 TDI 120CV	EURO5	0,5612	2.525,31
AUDI	A4 2.0 TDI 136CV	ULTRA	0,5599	2.519,33
AUDI	A4 2.0 TDI 143CV	BERLINA	0,5944	2.674,79
AUDI	A4 2.0 TDI 143CV	EURO5	0,6024	2.710,82
AUDI	A4 2.0 TDI 143CV	MULTITRONIC	0,5980	2.691,00
AUDI	A4 2.0 TDI 143CV	QUATTRO	0,6043	2.719,52
AUDI	A4 2.0 TDI 150CV	CLEAN DIESEL	0,5833	2.624,65
AUDI	A4 2.0 TDI 150CV	CLEAN DIESEL QUATTRO	0,5908	2.658,72
AUDI	A4 2.0 TDI 150CV	QUATTRO	0,5951	2.677,88
AUDI	A4 2.0 TDI 163CV	BERLINA	0,5982	2.691,77
AUDI	A4 2.0 TDI 163CV	ULTRA	0,5955	2.679,84
AUDI	A4 2.0 TDI 170CV	BERLINA	0,5934	2.670,43
AUDI	A4 2.0 TDI 177CV	EURO5	0,6129	2.757,85
AUDI	A4 2.0 TDI 177CV	MULTITRONIC	0,6107	2.748,33
AUDI	A4 2.0 TDI 177CV	QUATTRO S-TRONIC	0,6329	2.848,20
AUDI	A4 2.0 TDI 177CV QUATTRO	EURO5	0,6233	2.804,78
AUDI	A4 2.0 TDI 190CV	CLEAN DIESEL	0,6085	2.738,25
AUDI	A4 2.0 TDI 190CV	CLEAN DIESEL QUATTRO	0,6307	2.838,15
AUDI	A4 2.0 TDIE 136CV	BERLINA	0,5819	2.618,57
AUDI	A4 2.7 TDI V6 190CV	BERLINA	0,6727	3.026,99
AUDI	A4 2.7 TDI V6 190CV MTRONIK	BERLINA	0,6881	3.096,43
AUDI	A4 3.0 TDI V6 QUATTRO 240CV	BERLINA	0,7183	3.232,39
AUDI	A4 3.0 V6 TDI 204CV	EURO5	0,6874	3.093,45



MARCA	MODELLO	SERIE	COSTO CHILOMETRICO 15.000 KM	FRINGE BENEFIT ANNUALE
AUDI	A4 3.0 V6 TDI 239CV QUATTRO	BERLINA EURO5	0,7301	3.285,47
AUDI	A4 3.0 V6 TDI 245CV QUATTRO	EURO5	0,7486	3.368,59
AUDI	A4 ALLROAD 2.0 TDI	143CV	0,6340	2.853,17
AUDI	A4 ALLROAD 2.0 TDI	150CV	0,6346	2.855,77
AUDI	A4 ALLROAD 2.0 TDI	150CV CLEAN DIESEL	0,6189	2.785,12
AUDI	A4 ALLROAD 2.0 TDI	163CV	0,6428	2.892,63
AUDI	A4 ALLROAD 2.0 TDI	170CV	0,6759	3.041,54
AUDI	A4 ALLROAD 2.0 TDI	177CV	0,6526	2.936,60
AUDI	A4 ALLROAD 2.0 TDI	190CV	0,6498	2.924,21
AUDI	A4 ALLROAD 3.0 TDI S TRONIC	240CV	0,7843	3.529,54
AUDI	A4 ALLROAD 3.0 V6 TDI	245CV S-TRONIC	0,7493	3.371,77
AUDI	A4 AVANT 2.0 TDI	170CV SW	0,6287	2.829,00
AUDI	A4 AVANT 2.0 TDI 120CV	EURO5 SW	0,5635	2.535,66
AUDI	A4 AVANT 2.0 TDI 120CV	S.W.	0,5815	2.616,90
AUDI	A4 AVANT 2.0 TDI 136CV	ULTRA	0,5718	2.572,99
AUDI	A4 AVANT 2.0 TDI 143CV	EURO5 SW	0,6119	2.753,63
AUDI	A4 AVANT 2.0 TDI 143CV	MULTITR	0,6073	2.732,74
AUDI	A4 AVANT 2.0 TDI 143CV	QUATTRO	0,6199	2.789,68
AUDI	A4 AVANT 2.0 TDI 143CV	QUATTRO SW	0,6152	2.768,50
AUDI	A4 AVANT 2.0 TDI 143CV	S.W. EURO5	0,5952	2.678,27
AUDI	A4 AVANT 2.0 TDI 143CV	S.W. MOD.2008	0,5961	2.682,61
AUDI	A4 AVANT 2.0 TDI 150CV	CLEAN DIESEL	0,5944	2.674,69
AUDI	A4 AVANT 2.0 TDI 150CV	CLEAN DIESEL QUATTRO	0,6011	2.705,14
AUDI	A4 AVANT 2.0 TDI 150CV	QUATTRO	0,6131	2.759,04
AUDI	A4 AVANT 2.0 TDI 163CV	ULTRA	0,5958	2.680,92
AUDI	A4 AVANT 2.0 TDI 177CV	EURO5 SW	0,6106	2.747,91
AUDI	A4 AVANT 2.0 TDI 177CV QUATTRO	EURO5 SW	0,6360	2.862,07
AUDI	A4 AVANT 2.0 TDI 190CV	CLEAN DIESEL	0,6196	2.788,33
AUDI	A4 AVANT 2.0 TDI 190CV	CLEAN DIESEL QUATTRO	0,6426	2.891,81
AUDI	A4 AVANT 2.0 TDI QUATTRO	170CV S.W.	0,6393	2.876,67
AUDI	A4 AVANT 2.0 TDIE	136CV	0,5860	2.636,94
AUDI	A4 AVANT 2.0 TDIE	163CV	0,6012	2.705,23
AUDI	A4 AVANT 2.7 TDI 190CV	S.W. MULTITRONIC	0,6975	3.138,69
AUDI	A4 AVANT 2.7 V6 TDI 190CV	SW	0,6787	3.054,36
AUDI	A4 AVANT 3.0 V6 TDI 204CV	EURO5 SW	0,6943	3.124,43
AUDI	A4 AVANT 3.0 V6 TDI 239CV	SW EURO5	0,7360	3.312,07
AUDI	A4 AVANT 3.0 V6 TDI 240CV	QUATTRO S.W.	0,7287	3.279,20
AUDI	A4 AVANT 3.0 V6 TDI 245CV QUATTRO	EURO5 SW	0,7597	3.418,63
AUDI	A4 CABRIO 2.0/16 TDI	MOD.2006	0,6294	2.832,12
AUDI	A4 CABRIO 2.7 V6 TDI	MULTITRONIC	0,7362	3.312,99
AUDI	A4 CABRIO 3.0 TDI QUATTRO	TIPTR. MOD.2006	0,7817	3.517,81
AUDI	A5 2.0 177CV TDI	CABRIO	0,6625	2.981,18
AUDI	A5 2.0 SPB TDI 143CV	MULTITRONIC	0,6352	2.858,48
AUDI	A5 2.0 TDI 143CV	COUPÉ	0,6361	2.862,51
AUDI	A5 2.0 TDI 163CV ULTRA	COUPÉ	0,5995	2.697,54
AUDI	A5 2.0 TDI 170CV	CABRIO	0,6673	3.002,85
AUDI	A5 2.0 TDI 170CV	COUPÉ	0,6344	2.854,89
AUDI	A5 2.0 TDI 177CV	COUPÉ	0,6271	2.821,73
AUDI	A5 2.0 TDI 177CV MULTITRONIC	CABRIO	0,6579	2.960,40
AUDI	A5 2.0 TDI 177CV MULTITRONIC	COUPÉ	0,6331	2.848,89
AUDI	A5 2.0 TDI 177CV QUATTRO	CABRIO	0,6781	3.051,33
AUDI	A5 2.0 TDI 177CV QUATTRO S-TR	COUPÉ	0,6577	2.959,64
AUDI	A5 2.0 TDI 190CV CLEAN DIESEL	COUPÉ	0,6229	2.802,90




MARCA	MODELLO	SERIE	COSTO CHILOMETRICO 15.000 KM	FRINGE BENEFIT ANNUALE
AUDI	A5 2.0 TDI 190CV CLEAN DIESEL QUATTRO	COUPÉ	0,6460	2.906,82
AUDI	A5 2.7 TDI 190CV V6	EURO 5	0,6951	3.127,73
AUDI	A5 2.7 TDI V6 190CV	COUPÉ	0,7039	3.167,56
AUDI	A5 3.0 239CV TDI V6 QUATTRO	EURO 5	0,7596	3.418,28
AUDI	A5 3.0 TDI V6 240CV	QUATTRO COUPÉ	0,7596	3.418,28
AUDI	A5 3.0 V6 204CV TDI MULTITRONIC	CABRIO	0,7429	3.343,25
AUDI	A5 3.0 V6 TDI 204CV MULTITRONIC	COUPÉ	0,7082	3.186,83
AUDI	A5 3.0 V6 TDI 245CV QUATTRO S-TRONIC	COUPÉ	0,7558	3.401,13
AUDI	A5 SPB 2.0 TDI 143CV	MULTITRONIC	0,6385	2.873,24
AUDI	A5 SPB 2.0 TDI 177CV	MULTITRONIC	0,6317	2.842,62
AUDI	A5 SPB 2.0 TDI 177CV	QUATTRO	0,6537	2.941,76
AUDI	A5 SPB 3.0 V6 TDI 204CV	MULTITRONIC	0,7141	3.213,24
AUDI	A6 2.0 TDI 170CV S.W.	EURO 5	0,6631	2.983,88
AUDI	A6 2.0 136 CV TDI	EURO 5	0,6209	2.794,12
AUDI	A6 2.0 170CV TDI	EURO 5	0,6566	2.954,81
AUDI	A6 2.0 TDI 136CV S.W.	EURO 5	0,6383	2.872,47
AUDI	A6 2.0 TDI MULTITRONIC	177CV	0,6549	2.946,88
AUDI	A6 2.0/16V TDI 140CV	MOD.2005	0,6219	2.798,64
AUDI	A6 2.7 190CV TDI	EURO 5	0,7203	3.241,32
AUDI	A6 2.7 TDI 190CV QUATTRO S.W.	EURO 5	0,7804	3.511,88
AUDI	A6 2.7/24V V6 TDI	MOD.2005	0,7042	3.168,97
AUDI	A6 3.0 239CV TDI	EURO 5	0,7704	3.466,71
AUDI	A6 3.0 TDI 239CV QUATTRO S.W.	EURO 5	0,7833	3.524,79
AUDI	A6 3.0 TDI MULTITRONIC	204CV	0,7409	3.334,09
AUDI	A6 3.0 TDI QUATTRO S-TRONIC	204CV	0,7688	3.459,61
AUDI	A6 3.0 TDI QUATTRO S-TRONIC	245CV	0,7904	3.557,01
AUDI	A6 3.0 TDI QUATTRO TIPTRONIC	313CV	0,8390	3.775,70
AUDI	A6 3.0 TDI S TRONIC QUATTRO	204CV	0,7755	3.489,89
AUDI	A6 3.0 TDI V6 233CV	QUATTRO BERLINA	0,7748	3.486,41
AUDI	A6 ALLROAD 2.7 TDI 190 CV	EURO 5	0,8110	3.649,29
AUDI	A6 ALLROAD 2.7 TDI V6 180CV	QUATTRO	0,8235	3.705,62
AUDI	A6 ALLROAD 3.0 TDI 240CV	EURO 5	0,8082	3.636,81
AUDI	A6 ALLROAD 3.0 TDI S-TRONIC	204CV	0,8063	3.628,33
AUDI	A6 ALLROAD 3.0 TDI S-TRONIC	245CV	0,8211	3.694,73
AUDI	A6 ALLROAD 3.0 TDI TIPTRONIC	313CV	0,8719	3.923,76
AUDI	A6 ALLROAD 3.0 TDI V6 233CV	EURO 4	0,8294	3.732,21
AUDI	A6 AVANT 2.0 TDI MULTITR.	177CV	0,6634	2.985,25
AUDI	A6 AVANT 2.0 TDI MULTITRONIC	136CV	0,6419	2.888,63
AUDI	A6 AVANT 2.0/16V TDI	170CV SW	0,6597	2.968,44
AUDI	A6 AVANT 2.0/16V TDI 140CV	S.W.	0,6324	2.845,75
AUDI	A6 AVANT 2.7/24V V6 TDI	S.W. MOD.2005	0,7205	3.242,16
AUDI	A6 AVANT 3.0 TDI MULTITR.	204CV	0,7581	3.411,25
AUDI	A6 AVANT 3.0 TDI QUATTRO S-TR	245CV	0,8006	3.602,66
AUDI	A6 AVANT 3.0 TDI QUATTRO S-TR.	204CV	0,7859	3.536,76
AUDI	A6 AVANT 3.0 TDI QUATTRO TIPTR.	313CV	0,8546	3.845,61
AUDI	A6 AVANT 3.0 TDI V6 233CV	QUATTRO S.W.	0,7901	3.555,42
AUDI	A7 SPB 3.0 V6 TDI	245CV	0,8605	3.872,29
AUDI	A7 SPB 3.0 V6 TDI MULTITRONIC	204CV	0,8068	3.630,80
AUDI	A7 SPB 3.0 V6 TDI QUATTRO S-TRON	204CV	0,8332	3.749,19
AUDI	A7 SPB 3.0 V6 TDI TIPTRONIC	313CV	0,9063	4.078,44
AUDI	A8 3.0 TDI 258CV	QUATTRO TIPTRONIC	0,9392	4.226,51
AUDI	A8 3.0 TDI TIPTRONIC	204CV	0,9291	4.180,93
AUDI	A8 3.0 TDI V6 233CV	QUATTRO TIP.	0,9142	4.114,12



MARCA	MODELLO	SERIE	COSTO CHILOMETRICO 15.000 KM	FRINGE BENEFIT ANNUALE
AUDI	A8 3.0 V6 TDI QUATTRO TIPTR	250CV	0,9625	4.331,47
AUDI	A8 4.2 TDI V8 326CV	QUATTRO TIP.	1,0631	4.784,05
AUDI	A8 4.2 V8 TDI QUATTRO TIPT	350CV EURO5	1,0830	4.873,56
AUDI	Q3 2.0 TDI	140CV	0,5742	2.583,80
AUDI	Q3 2.0 TDI	177CV QUATTRO S-TRONIC	0,6391	2.876,11
AUDI	Q5 2.0 TDI	143CV	0,6296	2.832,98
AUDI	Q5 2.0 TDI	150CV	0,6132	2.759,45
AUDI	Q5 2.0 TDI 163CV	CLEAN DIESEL QUATTRO	0,6557	2.950,66
AUDI	Q5 2.0 TDI 170CV	QUATTRO S-TRONIC	0,7137	3.211,62
AUDI	Q5 2.0 TDI 177CV	QUATTRO	0,6608	2.973,81
AUDI	Q5 2.0 TDI QUATTRO	143CV EURO5	0,6630	2.983,32
AUDI	Q5 2.0 TDI QUATTRO	170CV	0,6761	3.042,32
AUDI	Q5 3.0 TDI 239CV	EURO 5	0,7615	3.426,58
AUDI	Q5 3.0 TDI QUATTRO STRONIC	239CV	0,7665	3.449,31
AUDI	Q5 3.0 V6 TDI 245CV	QUATTRO	0,7942	3.574,11
AUDI	Q5 3.0 V6 TDI QUATTRO S-TR	239CV EURO5	0,7741	3.483,36
AUDI	Q7 3.0 V6 TDI	240CV	0,8646	3.890,73
AUDI	Q7 3.0 V6 TDI 204CV	EURO5	0,8275	3.723,78
AUDI	Q7 3.0 V6 TDI 239CV	EURO5	0,8397	3.778,76
AUDI	Q7 3.0 V6 TDI 245CV	EURO5	0,8497	3.823,81
AUDI	Q7 3.0 V6 TDI 260CV	EURO5	0,8306	3.737,90
AUDI	Q7 4.2 V8 TDI	326CV	1,0076	4.534,29
AUDI	Q7 4.2 V8 TDI 340CV	EURO5	1,0217	4.597,80
AUDI	Q7 6.0 V12 TDI	500CV	1,4178	6.380,31
AUDI	Q7 6.0 V12 TDI 500CV	EURO5	1,4717	6.622,71
AUDI	SQ5 3.0 V6 TDI BIT	QUATTRO 313CV	0,8525	3.836,08
AUDI	TT 2.0 TDI 170CV QUATTRO	COUPÉ EURO 5	0,6343	2.854,42
AUDI	TT 2.0 TDI 170CV QUATTRO	ROADSTER EURO 5	0,6581	2.961,60
AUDI	TT 2.0 TDI QUATTRO 170CV	COUPÉ	0,6236	2.806,07
AUDI	TT 2.0 TDI QUATTRO 170CV	ROADSTER	0,6474	2.913,46
BMW	114D 1.6	95CV	0,4620	2.079,06
BMW	116D 1.6	116CV	0,4589	2.065,05
BMW	116D 2.0	116CV	0,5154	2.319,44
BMW	116D 2.0 116CV	EURO5	0,5397	2.428,57
BMW	118D 2.0 143CV	3 PORTE	0,5293	2.381,99
BMW	118D 2.0 143CV	5 PORTE	0,5339	2.402,42
BMW	118D 2.0 143CV	CABRIO	0,5716	2.572,17
BMW	118D 2.0 143CV	CABRIO EURO5	0,5778	2.599,97
BMW	118D 2.0 143CV	COUPÉ EURO5	0,5554	2.499,10
BMW	118D 2.0 143CV	EURO5	0,5283	2.377,46
BMW	118D 2.0 143CV EURO5	5 PORTE	0,5562	2.502,83
BMW	118D 2.0 143CV EURO5	MY2013	0,5318	2.393,21
BMW	118D XDRIVE 2.0	143CV	0,5340	2.403,04
BMW	120D 2.0	184CV	0,5591	2.515,91
BMW	120D 2.0 177CV	3 PORTE	0,5509	2.478,83
BMW	120D 2.0 177CV	5 PORTE	0,5554	2.499,26
BMW	120D 2.0 177CV	CABRIO	0,5909	2.658,89
BMW	120D 2.0 177CV	CABRIO EURO5	0,5983	2.692,25
BMW	120D 2.0 177CV	COUPÉ	0,5698	2.564,01
BMW	120D 2.0 177CV	COUPÉ EURO5	0,5788	2.604,77
BMW	120D 2.0 177CV	EURO5	0,5590	2.515,58
BMW	120D 2.0 184CV	EURO5	0,5804	2.611,80
BMW	120D 2.0 XDRIVE	184CV	0,5698	2.564,29




MARCA	MODELLO	SERIE	COSTO CHILOMETRICO 15.000 KM	FRINGE BENEFIT ANNUALE
BMW	123D 2.0 204CV	BERLINA	0,5871	2.641,94
BMW	123D 2.0 204CV	CABRIO	0,6264	2.818,58
BMW	123D 2.0 204CV	CABRIO EURO5	0,6275	2.823,56
BMW	123D 2.0 204CV	COUPÉ	0,5973	2.687,90
BMW	123D 2.0 204CV	COUPÉ EURO5	0,6068	2.730,70
BMW	123D 2.0 204CV	EURO5	0,5939	2.672,69
BMW	125D 2.0	218CV	0,5940	2.673,05
BMW	216D 1.5 116CV SPORT	GRAN TOURER	0,5036	2.266,10
BMW	218D 2.0 143CV	COUPÉ	0,5445	2.450,25
BMW	218D 2.0 150CV SPORT	GRAN TOURER	0,5503	2.476,26
BMW	220D 2.0 184CV	COUPÉ EURO6	0,5825	2.621,10
BMW	220D XDRIVE 2.0 190CV SPORT	GRAN TOURER	0,6064	2.728,79
BMW	225D 2.0 218CV	COUPÉ	0,6194	2.787,21
BMW	316D 2.0 116CV	BERLINA EURO5	0,5319	2.393,39
BMW	316D 2.0 TOURING	116CV	0,5505	2.477,27
BMW	318D 2.0 143CV	BERLINA	0,5622	2.529,78
BMW	318D 2.0 143CV	BERLINA EURO5	0,5629	2.533,05
BMW	318D 2.0 TOURING	143CV	0,5783	2.602,45
BMW	318D 2.0 TOURING XDRIVE	143CV	0,5989	2.695,11
BMW	318D GRAN TURISMO 2.0	143CV	0,6024	2.710,93
BMW	318D TOURING 2.0 143CV	S.W.	0,5723	2.575,33
BMW	318D TOURING 2.0 143CV	SW EURO5	0,5880	2.646,14
BMW	318D XDRIVE 2.0 143CV	BERLINA	0,5856	2.635,36
BMW	320D 2.0 177CV	BERLINA	0,5852	2.633,51
BMW	320D 2.0 177CV	BERLINA EURO5	0,5998	2.698,99
BMW	320D 2.0 177CV	CABRIO EURO5	0,6758	3.041,04
BMW	320D 2.0 177CV	COUPÉ	0,6017	2.707,58
BMW	320D 2.0 177CV	COUPÉ EURO5	0,6175	2.778,60
BMW	320D 2.0 184CV	BERLINA	0,5829	2.623,15
BMW	320D 2.0 184CV	CABRIO	0,6774	3.048,41
BMW	320D 2.0 184CV	COUPÉ	0,6226	2.801,57
BMW	320D 2.0 EFFIC DYNAMICS 163CV	BERLINA	0,5801	2.610,49
BMW	320D 2.0 TOURING EFFIC DYNAMICS	163CV	0,5910	2.659,37
BMW	320D 2.0 TOURING XDRIVE	184CV	0,6235	2.805,65
BMW	320D 2.0 XDRIVE 184CV	COUPÉ	0,6515	2.931,97
BMW	320D GRAN TURISMO 2.0	184CV E6	0,6294	2.832,33
BMW	320D TOURING 2.0	184CV SW	0,6037	2.716,61
BMW	320D TOURING 2.0 177CV	S.W.	0,5953	2.679,06
BMW	320D TOURING 2.0 177CV	SW EURO5	0,5984	2.692,59
BMW	320D TOURING 2.0 184CV	SW	0,6147	2.766,27
BMW	320D TOURING XDRIVE 2.0 177CV	S.W.	0,6214	2.796,14
BMW	320D TOURING XDRIVE 2.0 184CV	SW	0,6388	2.874,38
BMW	320D XDRIVE 2.0 177CV	BERLINA	0,6250	2.812,60
BMW	320D XDRIVE 2.0 184CV	BERLINA	0,6110	2.749,53
BMW	325D 2.0	218CV	0,6061	2.727,30
BMW	325D 2.0 218CV	BERLINA	0,6218	2.798,07
BMW	325D 2.0 GRAN TURISMO	218CV	0,6579	2.960,66
BMW	325D 2.0 TOURING	218CV	0,6359	2.861,58
BMW	325D 3.0 204 CV	COUPÉ	0,7217	3.247,50
BMW	325D 3.0 204CV	CABRIO	0,7745	3.485,19
BMW	325D 3.0 V6 197CV	BERLINA	0,6687	3.009,21
BMW	325D 3.0 V6 197CV	CABRIO	0,7413	3.335,84
BMW	325D 3.0 V6 197CV	COUPÉ	0,6900	3.104,99




MARCA	MODELLO	SERIE	COSTO CHILOMETRICO 15.000 KM	FRINGE BENEFIT ANNUALE
BMW	325D TOURING 2.0	218CV	0,6175	2.778,84
BMW	325D TOURING 3.0 L6 204CV	SW	0,7108	3.198,42
BMW	325D TOURING 3.0 V6 197CV	S.W.	0,6669	3.001,01
BMW	330D 3.0 V6 231CV	BERLINA MOD.2007	0,6961	3.132,26
BMW	330D 3.0 V6 231CV	CABRIO	0,7659	3.446,52
BMW	330D 3.0 V6 231CV	COUPÉ	0,7215	3.246,57
BMW	330D 3.0 V6 245CV	BERLINA EURO5	0,7079	3.185,53
BMW	330D 3.0 V6 245CV	CABRIO EURO5	0,7734	3.480,52
BMW	330D 3.0 V6 245CV	COUPÉ EURO5	0,7256	3.265,00
BMW	330D 3.0 XDRIVE 245CV	COUPÉ	0,7863	3.538,27
BMW	330D TOURING 3.0 258CV	SW	0,7413	3.335,85
BMW	330D TOURING 3.0 V6 231CV	S.W. MOD.2007	0,7062	3.177,81
BMW	330D TOURING 3.0 V6 245CV	SW EURO5	0,7267	3.270,01
BMW	330D XDRIVE 3.0 V6 245CV	BERLINA EURO5	0,7372	3.317,24
BMW	330D XDRIVE 3.0 V6 245CV	COUPÉ EURO5	0,7613	3.426,02
BMW	330D XDRIVE TOURING 3.0 V6 245CV	SW EURO5	0,7547	3.396,23
BMW	330DA 3.0 258CV	BERLINA	0,7209	3.244,11
BMW	330DA 3.0 GRAN TURISMO	258CV	0,7526	3.386,48
BMW	330DA 3.0 TOURING XDRIVE	258CV	0,7506	3.377,57
BMW	330DA 3.0 XDRIVE GRAN TURISMO	258CV	0,7707	3.468,27
BMW	330DA XDRIVE 3.0 258CV	BERLINA	0,7407	3.333,14
BMW	330XD 3.0 V6 231CV	BERLINA MOD.2007	0,7154	3.219,25
BMW	330XD 3.0 V6 231CV	COUPÉ	0,7400	3.329,93
BMW	330XD TOURING 3.0 V6 231CV	S.W. MOD.2007	0,7330	3.298,52
BMW	335D 3.0 V6 286CV	BERLINA	0,7573	3.408,01
BMW	335D 3.0 V6 286CV	COUPÉ	0,7798	3.509,19
BMW	335D TOURING 3.0 V6 286CV	S.W.	0,7751	3.487,89
BMW	335DA 3.0 XDRIVE GRAN TURISMO	313CV	0,8044	3.619,76
BMW	335DA XDRIVE 3.0 313CV	BERLINA	0,7747	3.485,97
BMW	418D 2.0 143CV	GRAN COUPÉ	0,5993	2.696,81
BMW	420D 2.0 184CV	CABRIO	0,6775	3.048,94
BMW	420D 2.0 184CV	COUPÉ	0,6292	2.831,25
BMW	420D 2.0 184CV	GRAN COUPÉ	0,6292	2.831,25
BMW	420D XDRIVE 2.0 184CV	COUPÉ	0,6441	2.898,56
BMW	420D XDRIVE 2.0 184CV	GRAN COUPÉ	0,6465	2.909,43
BMW	425D 2.0 218CV	COUPÉ	0,6543	2.944,41
BMW	518D 2.0 143CV	BERLINA	0,6381	2.871,46
BMW	520D 2.0 177CV	BERLINA	0,6416	2.887,30
BMW	520D 2.0 177CV	BERLINA EURO5	0,6493	2.921,63
BMW	520D 2.0 184CV	BERLINA	0,6597	2.968,76
BMW	520D 2.0 184CV	BERLINA EURO5	0,6462	2.907,78
BMW	520D 2.0 XDRIVE 184CV	BERLINA	0,6977	3.139,79
BMW	520D GRAN TURISMO 2.0	184CV	0,7291	3.280,84
BMW	520D TOURING 2.0 177CV	S.W.	0,6593	2.966,91
BMW	520D TOURING 2.0 177CV	SW EURO5	0,6907	3.108,30
BMW	520D TOURING 2.0 184CV	SW	0,6670	3.001,63
BMW	520D TOURING 2.0 184CV	SW EURO5	0,6666	2.999,70
BMW	525D 3.0 204CV	BERLINA EURO5	0,7572	3.407,36
BMW	525D 3.0 V6 197CV	BERLINA	0,7253	3.263,80
BMW	525D TOURING 3.0 L6 204CV	EURO5 SW	0,7736	3.481,17
BMW	525D TOURING 3.0 V6 197CV	S.W.	0,7435	3.345,83
BMW	525XD 3.0 V6 197CV	BERLINA	0,7483	3.367,45
BMW	525XD TOURING 3.0 V6 197CV	S.W.	0,7690	3.460,34



MARCA	MODELLO	SERIE	COSTO CHILOMETRICO 15.000 KM	FRINGE BENEFIT ANNUALE
BMW	530D 245CV	EURO5	0,7554	3.399,12
BMW	530D 3.0 V6 235CV	BERLINA	0,7574	3.408,33
BMW	530D GT 3.0 V6 245CV	EURO5	0,8185	3.683,34
BMW	530D TOURING 3.0 245CV	SW EURO5	0,7934	3.570,18
BMW	530D TOURING 3.0 V6 235CV	S.W.	0,7756	3.490,38
BMW	530D XDRIVE 258CV	BERLINA EURO5	0,7785	3.503,03
BMW	530D XDRIVE GT 3.0 245CV	EURO5	0,8646	3.890,59
BMW	530XD 3.0 V6 235CV	BERLINA	0,7808	3.513,43
BMW	530XD TOURING 3.0 6V 235CV	S.W.	0,8014	3.606,32
BMW	535D 3.0 V6 286CV	BERLINA	0,8184	3.682,86
BMW	535D GT 3.0 L6 300CV	EURO5	0,8873	3.992,77
BMW	535D TOURING 3.0 L6 300CV	EURO5 SW	0,8548	3.846,77
BMW	535D TOURING 3.0 V6 286CV	S.W.	0,8374	3.768,38
BMW	535D XDRIVE GT 3.0 L6 300CV	EURO5	0,9098	4.094,23
BMW	635D 3.0 V6 286CV	CABRIO	1,0429	4.693,11
BMW	635D 3.0 V6 286CV	COUPÉ	0,9850	4.432,68
BMW	730D 3.0	258CV	0,9618	4.328,14
BMW	730D 3.0 V6 245CV	EURO5	0,9752	4.388,61
BMW	730D XDRIVE 3.0	258CV	0,9867	4.440,36
BMW	740D 3.0	313CV	1,0080	4.536,15
BMW	740D 3.0 V6 306CV	EURO5	1,0258	4.615,90
BMW	740D XDRIVE 3.0	313CV	1,0330	4.648,40
BMW	740D XDRIVE 3.0 L6 306CV	EURO5	1,0527	4.737,33
BMW	750D XDRIVE 3.0	381CV	1,1304	5.086,97
BMW	X1 SDRIVE 16D 2.0	116CV	0,5507	2.478,36
BMW	X1 SDRIVE 18D	143CV	0,5722	2.575,04
BMW	X1 SDRIVE 18D 2.0	143CV	0,5644	2.539,85
BMW	X1 SDRIVE 20D	177CV	0,6030	2.713,43
BMW	X1 SDRIVE 20D 2.0	163CV	0,5880	2.645,87
BMW	X1 SDRIVE 20D 2.0	184CV	0,5982	2.692,10
BMW	X1 XDRIVE 18D	143CV	0,5923	2.665,21
BMW	X1 XDRIVE 18D 2.0	143CV	0,5942	2.673,99
BMW	X1 XDRIVE 20D 2.0	184CV	0,6204	2.791,92
BMW	X1 XDRIVE 20D 4X4	177CV	0,6230	2.803,59
BMW	X1 XDRIVE 23D A	204CV	0,6654	2.994,38
BMW	X1 XDRIVE 25DA 2.0	218CV	0,6530	2.938,56
BMW	X3 2.0 D	177CV	0,6601	2.970,35
BMW	X3 SDRIVE 18D 2.0	143CV	0,6203	2.791,16
BMW	X3 XDRIVE 1.8D	143CV	0,6265	2.819,06
BMW	X3 XDRIVE 20D	177CV	0,6617	2.977,49
BMW	X3 XDRIVE 20D 2.0 L4	184CV	0,6533	2.939,72
BMW	X3 XDRIVE 3.0D	218CV	0,7516	3.382,05
BMW	X3 XDRIVE 3.5D	286CV	0,8044	3.619,76
BMW	X3 XDRIVE 30D 3.0	258CV	0,7999	3.599,49
BMW	X5 SDRIVE 25D 2.0	218CV	0,7308	3.288,66
BMW	X5 XDRIVE 3.0D	235CV	0,8228	3.702,62
BMW	X5 XDRIVE 3.5D 3.0	286CV	0,8527	3.837,08
BMW	X5 XDRIVE 30D 3.0	245CV	0,8493	3.821,97
BMW	X5 XDRIVE 40D 3.0	306CV	0,8943	4.024,17
BMW	X6 XDRIVE 30D	235CV	0,8544	3.844,88
BMW	X6 XDRIVE 30D 245CV	EURO5	0,8915	4.011,64
BMW	X6 XDRIVE 35D	286CV	0,8837	3.976,80
BMW	X6 XDRIVE 35D FUTURA	286CV	0,9235	4.155,54




MARCA	MODELLO	SERIE	COSTO CHILOMETRICO 15.000 KM	FRINGE BENEFIT ANNUALE
BMW	X6 XDRIVE 40D 306CV	EURO5	0,9259	4.166,58
CADILLAC	BLS 1.9 D 150CV	BERLINA	0,5838	2.627,12
CHEVROLET	AVEO 1.3 D SES 75CV	4 PORTE	0,3718	1.673,11
CHEVROLET	AVEO 1.3 D SES 75CV	5 PORTE	0,3644	1.639,85
CHEVROLET	AVEO 1.3 D SES 95CV	5 PORTE	0,3754	1.689,51
CHEVROLET	CAPTIVA 2.0/16V VCDI 150CV	5 PORTE	0,5906	2.657,70
CHEVROLET	CAPTIVA 2.0/16V VCDI 2WD	127CV	0,5735	2.580,96
CHEVROLET	CRUZE 1.7 D 131CV	4 PORTE	0,4588	2.064,76
CHEVROLET	CRUZE 1.7 D 131CV	5 PORTE	0,4394	1.977,12
CHEVROLET	CRUZE 1.7 D 131CV	SW	0,4621	2.079,25
CHEVROLET	CRUZE 2.0 150CV	MOD 2009	0,5068	2.280,82
CHEVROLET	CRUZE 2.0 D	163CV	0,5057	2.275,46
CHEVROLET	CRUZE 2.0 D 163CV	SW	0,5310	2.389,54
CHEVROLET	EPICA 2.0 VCDI 150CV	BERLINA	0,5613	2.526,02
CHEVROLET	LACETTI 2.0 TCDI 121CV	BERLINA	0,4787	2.154,14
CHEVROLET	MALIBU 2.0L	160CV	0,5737	2.581,63
CHEVROLET	NUBIRA 2.0 TCDI 121CV	S.W.	0,4910	2.209,42
CHEVROLET	ORLANDO 2.0 DIESEL	130CV	0,5118	2.303,00
CHEVROLET	ORLANDO 2.0 DIESEL	163CV	0,5314	2.391,30
CHEVROLET	TRAX 1.7D AWD 4X4	131CV	0,4990	2.245,31
CHEVROLET	TRAX 1.7D FWD 4X2	131CV	0,4817	2.167,79
CHRYSLER	300C 3.0 V6 CRD	BERLINA	0,7337	3.301,76
CHRYSLER	300C 3.0 V6 CRD	S.W.	0,7475	3.363,60
CHRYSLER	GRAND VOYAGER 2.8 CRD	163CV	0,7413	3.335,79
CHRYSLER	PT CRUISER 2.2 CRD	150CV BERLINA	0,5718	2.573,14
CHRYSLER	SEBRING 2.0 TD 140CV	4 PORTE	0,5838	2.627,02
CHRYSLER	SEBRING CABRIO 2.0 TD	140CV	0,6732	3.029,35
CHRYSLER	VOYAGER 2.5 CRD	143CV LX MOD.2003	0,6352	2.858,37
CHRYSLER	VOYAGER 2.8 CRD	150CV	0,6519	2.933,68
CITROEN	BERLINGO 1.6 HDI	115CV	0,4540	2.042,98
CITROEN	BERLINGO 1.6 HDI	90CV	0,4475	2.013,71
CITROEN	BERLINGO 1.6/16V HDI 110CV	MOD.2008	0,4750	2.137,46
CITROEN	BERLINGO 1.6/16V HDI 75CV	MOD.2008	0,4694	2.112,32
CITROEN	BERLINGO 1.6/16V HDI 90CV	MOD.2008	0,4760	2.142,22
CITROEN	C1 1.4 HDI	55CV	0,3535	1.590,63
CITROEN	C2 1.4 HDI	68CV	0,3685	1.658,24
CITROEN	C2 1.6 HDI	110CV	0,4161	1.872,67
CITROEN	C3 1.4 E-HDI	70CV	0,3788	1.704,65
CITROEN	C3 1.4 HDI	70CV	0,3770	1.696,46
CITROEN	C3 1.4 HDI 68CV	CLASSIQUE 5 PORTE	0,3739	1.682,74
CITROEN	C3 1.4 HDI 68CV	ELEGANCE 5 PORTE	0,3823	1.720,45
CITROEN	C3 1.4 HDI 68CV	EXCLUSIVE 5 PORTE	0,3911	1.760,12
CITROEN	C3 1.6 E-HDI	115CV	0,4255	1.914,57
CITROEN	C3 1.6 E-HDI	90CV	0,4070	1.831,52
CITROEN	C3 1.6/16V HDI 110CV	BERLINA	0,4242	1.908,77
CITROEN	C3 1.6/16V HDI 90CV	BERLINA	0,4122	1.854,78
CITROEN	C3 PICASSO 1.6 HDI	115CV	0,4587	2.063,96
CITROEN	C3 PICASSO 1.6 HDI	90CV	0,4288	1.929,42
CITROEN	C3 PICASSO 1.6 HDI/110CV	MOD.2009	0,4542	2.043,72
CITROEN	C3 PICASSO 1.6 HDI/90CV	MOD. 2009	0,4307	1.938,15
CITROEN	C3 PLURIEL 1.4 HDI 68CV	CABRIO	0,4039	1.817,44
CITROEN	C4 1.6 E-HDI	115CV	0,4474	2.013,10
CITROEN	C4 1.6 HDI 110CV	EURO5	0,4555	2.049,57




MARCA	MODELLO	SERIE	COSTO CHILOMETRICO 15.000 KM	FRINGE BENEFIT ANNUALE
CITROEN	C4 1.6 HDI 110CV	MOD.2009	0,4436	1.996,42
CITROEN	C4 1.6 HDI 90CV	MOD.2009	0,4223	1.900,24
CITROEN	C4 1.6 HDI 92CV	EURO5	0,4419	1.988,63
CITROEN	C4 1.6/16V HDI 110CV	GRAND PICASSO	0,4931	2.218,88
CITROEN	C4 1.6/16V HDI 110CV	PICASSO	0,4872	2.192,33
CITROEN	C4 2.0 HDI 140CV	MOD.2009	0,5020	2.258,83
CITROEN	C4 2.0 HDI 150CV	EURO5	0,5307	2.388,07
CITROEN	C4 2.0/16V HDI 136CV	GRAND PICASSO	0,5595	2.517,58
CITROEN	C4 2.0/16V HDI 136CV	PICASSO	0,5536	2.491,03
CITROEN	C4 AIRCROSS 1.8 HDI 150CV	2WD	0,5647	2.541,04
CITROEN	C4 AIRCROSS 1.8 HDI 150CV	4WD	0,5687	2.559,06
CITROEN	C4 CACTUS 1.6 E-HDI	92CV	0,4138	1.862,29
CITROEN	C4 GRAN PICASSO 1.6 E-HDI	90CV	0,4592	2.066,31
CITROEN	C4 GRAND PICASSO 1.6 E-HDI	115CV	0,4748	2.136,72
CITROEN	C4 GRAND PICASSO 1.6/16V HDI 110CV	MOD.2009	0,4906	2.207,73
CITROEN	C4 GRAND PICASSO 2.0 HDI 136CV	MOD. 2009	0,5597	2.518,82
CITROEN	C4 PICASSO 1.6 E-HDI	90CV	0,4532	2.039,37
CITROEN	C4 PICASSO 1.6 HDI	115CV	0,4666	2.099,60
CITROEN	C4 PICASSO 1.6 HDI	90CV	0,4550	2.047,45
CITROEN	C4 PICASSO 1.6 HDI 110CV	CLASSIQUE	0,4915	2.211,54
CITROEN	C4 PICASSO 1.6 HDI 110CV CMP6 EX	MOD.2009	0,5107	2.298,12
CITROEN	C4 PICASSO 2.0 HDI 136CV	MOD. 2009	0,5537	2.491,83
CITROEN	C5 1.6 E-HDI	115CV	0,4883	2.197,37
CITROEN	C5 1.6 HDI	115CV	0,4982	2.242,09
CITROEN	C5 1.6/16V HDI 110CV	BERLINA MOD.2008	0,5162	2.323,06
CITROEN	C5 1.6/16V HDI 110CV	S.W. MOD.2008	0,5242	2.359,08
CITROEN	C5 2.0 HDI	140CV	0,5540	2.492,94
CITROEN	C5 2.0 HDI	160CV	0,5766	2.594,87
CITROEN	C5 2.0 HDI 140CV	MOD.2009	0,5655	2.544,93
CITROEN	C5 2.0 HDI 140CV SW	MOD.2009	0,5735	2.580,92
CITROEN	C5 2.0 HDI 163CV FAP	BERLINA	0,5829	2.623,22
CITROEN	C5 2.0 HDI 163CV FAP TOURER	SW	0,5922	2.664,96
CITROEN	C5 2.0 HDI AUT	163CV	0,5906	2.657,84
CITROEN	C5 2.0/16V HDI 136CV	BERLINA MOD.2008	0,5487	2.469,13
CITROEN	C5 2.0/16V HDI 136CV	S.W. MOD.2008	0,5560	2.501,94
CITROEN	C5 2.2 BI-T HDI 170CV	BERLINA MOD.2008	0,6078	2.735,01
CITROEN	C5 2.2 BI-T HDI 170CV	S.W. MOD.2008	0,6119	2.753,57
CITROEN	C5 2.2 HDI	200CV AUT	0,6501	2.925,54
CITROEN	C5 2.7/24V BI-T HDI 204CV	BERLINA MOD.2008	0,6865	3.089,03
CITROEN	C5 2.7/24V HDI 204CV	S.W. MOD.2008	0,6921	3.114,57
CITROEN	C5 3.0 HDI	240CV AUT	0,7450	3.352,31
CITROEN	C5 3.0 V6 B-T HDI	243CV BERLINA	0,7252	3.263,18
CITROEN	C5 3.0 V6 B-T HDI	243CV S.W.	0,7328	3.297,68
CITROEN	C5 TOURER 1.6 E-HDI CMP6	115CV SW	0,5017	2.257,81
CITROEN	C5 TOURER 1.6 HDI	115CV SW	0,4982	2.242,09
CITROEN	C5 TOURER 2.0 HDI	140CV SW	0,5624	2.531,02
CITROEN	C5 TOURER 2.0 HDI	160CV SW	0,5771	2.596,87
CITROEN	C5 TOURER 2.0 HDI AUT	160CV SW	0,5975	2.688,71
CITROEN	C5 TOURER 2.2 HDI	200CV SW	0,6602	2.970,90
CITROEN	C5 TOURER 3.0 HDI AUT	240CV	0,7554	3.399,11
CITROEN	C6 2.2/16V HDI 173CV	BI-TURBO BERLINA	0,6956	3.130,17
CITROEN	C6 2.7/24V V6 204CV HDI	BI-TURBO BERLINA	0,7560	3.402,21
CITROEN	C6 3.0 V6 B-T 24V	243CV	0,7926	3.566,68




MARCA	MODELLO	SERIE	COSTO CHILOMETRICO 15.000 KM	FRINGE BENEFIT ANNUALE
CITROEN	C8 2.0 16V HDI	120CV	0,5752	2.588,25
CITROEN	C8 2.0/16V HDI	120CV	0,5768	2.595,66
CITROEN	C8 2.0 16V HDI	136CV	0,6132	2.759,50
CITROEN	C8 2.0 16V HDI	163CV	0,6197	2.788,60
CITROEN	C8 2.0/16V HDI	136CV	0,5955	2.679,69
CITROEN	C8 2.2 16V HDI	170CV	0,6442	2.898,74
CITROEN	C8 2.2/16V HDI	170CV	0,6422	2.889,83
CITROEN	C-CROSSER 2.2 16V HDI	160CV	0,6336	2.850,99
CITROEN	C-CROSSER 2.2 HDI	160CV	0,6265	2.819,09
CITROEN	JUMPY ATLANTE BUSINESS 2.0 HDI	160CV	0,6005	2.702,17
CITROEN	NEMO 1.3 HDI 75CV	MULTISPACE	0,3964	1.783,69
CITROEN	NEMO 1.4 HDI 70CV	MULTISPACE	0,3811	1.714,93
CITROEN	NEMO MULTISPACE 1.3 HDI 75CV	EURO5	0,4026	1.811,89
CITROEN	NEMO MULTISPACE 1.3 HDI 75CV	S&S EURO5	0,4011	1.805,10
CITROEN	NUOVA C3 1.4 HDI	70CV	0,3907	1.757,98
CITROEN	NUOVA C3 1.6 E-HDI	110CV	0,4446	2.000,76
CITROEN	NUOVA C3 1.6 E-HDI	115CV	0,4332	1.949,34
CITROEN	NUOVA C3 1.6 HDI	90CV	0,4244	1.909,74
CITROEN	XSARA PICASSO 1.6/16V HDI	110CV	0,4732	2.129,29
CITROEN	XSARA PICASSO 1.6/16V HDI	90CV	0,4606	2.072,91
DACIA	DUSTER 1.5 DCI 107CV	4X2	0,4028	1.812,42
DACIA	DUSTER 1.5 DCI 110CV	2WD	0,3928	1.767,58
DACIA	DUSTER 1.5 DCI 110CV	4WD	0,4095	1.842,68
DACIA	DUSTER 1.5 DCI 110CV	4X4	0,4191	1.886,03
DACIA	DUSTER 1.5 DCI 90CV	4X2	0,3836	1.726,23
DACIA	DUSTER 1.5 DCI 90CV	4X4	0,4052	1.823,42
DACIA	LOGAN 1.5 DCI 68CV	BERLINA	0,3617	1.627,73
DACIA	LOGAN 1.5 DCI 70CV	S.W.	0,3823	1.720,16
DACIA	LOGAN 1.5 DCI 85CV	BERLINA	0,3658	1.646,30
DACIA	LOGAN 1.5 DCI 85CV	SW	0,3906	1.757,58
DACIA	SANDERO 1.5 DCI	68CV	0,3575	1.608,63
DACIA	SANDERO 1.5 DCI	85CV	0,3698	1.664,16
DODGE	AVENGER 2.0/16V	140CV	0,5601	2.520,57
DODGE	CALIBER 2.0 TD 140CV	5 PORTE	0,5208	2.343,71
DODGE	JOURNEY 2.0 TD	140CV	0,5870	2.641,50
DODGE	JOURNEY 2.0/16V	140CV	0,5586	2.513,73
DODGE	NITRO 2.8 CRD 2WD	177CV	0,6886	3.098,70
DR	DR5 1.9 8V ECOJET FREE	120CV	0,5064	2.278,75
DS	DS3 1.4 HDI	68CV	0,3898	1.753,99
DS	DS3 1.6 E-HDI	115CV	0,4734	2.130,52
DS	DS3 1.6 E-HDI 90CV	CABRIO	0,4393	1.976,99
DS	DS3 1.6 HDI	92CV	0,4266	1.919,72
DS	DS3 1.6 HDI SPORT	112CV	0,4466	2.009,63
DS	DS4 1.6 E-HDI	110CV	0,4696	2.113,01
DS	DS4 1.6 E-HDI	115CV	0,4649	2.091,91
DS	DS4 2.0 HDI	136CV	0,5373	2.418,03
DS	DS4 2.0 HDI	163CV	0,5516	2.482,35
DS	DS5 2.0 HDI	160CV	0,5712	2.570,21
DS	DS5 1.6 E-HDI 110CV	AIRDREAM CMP6	0,5055	2.274,95
DS	DS5 1.6 E-HDI	115CV	0,5030	2.263,66
DS	DS5 2.0 BLUEHDI	180CV AUT	0,5734	2.580,49
FIAT	500 1.3/16V MJT	75CV	0,3684	1.657,80
FIAT	500 1.3/16V MJT	95CV	0,3708	1.668,78



MARCA	MODELLO	SERIE	COSTO CHILOMETRICO 15.000 KM	FRINGE BENEFIT ANNUALE
FIAT	500C 1.3/16V MJT 75CV	CABRIO	0,4056	1.825,20
FIAT	500C 1.3/16V MJT 95CV	CABRIO	0,3914	1.761,51
FIAT	500L 1.3 MTJ	85CV	0,4037	1.816,70
FIAT	500L 1.6 MTJ	105CV	0,4403	1.981,53
FIAT	500L LIVING 1.3 MTJ	85CV	0,4231	1.903,73
FIAT	500L LIVING 1.6 MTJ	105CV	0,4496	2.023,35
FIAT	BRAVO 1.6 MJT	105CV	0,4309	1.939,20
FIAT	BRAVO 1.6 MJT	120CV	0,4480	2.016,05
FIAT	DOBLÒ 1.3 MJT	90CV	0,4130	1.858,57
FIAT	DOBLÒ 1.3/16V MJT	85CV	0,4120	1.854,03
FIAT	DOBLÒ 1.6 MJT 105CV	EURO5	0,4399	1.979,66
FIAT	DOBLÒ 1.9 M.J.	105CV	0,4661	2.097,40
FIAT	DOBLÒ 1.9 M.J.	120CV	0,4760	2.142,11
FIAT	DOBLÒ 2.0 MJT 135CV	EURO5	0,4890	2.200,48
FIAT	DUCATO 2.2 MJT 100CV	PANORAMA	0,6122	2.754,89
FIAT	DUCATO 2.3 MJT 120CV	PANORAMA	0,6204	2.791,65
FIAT	DUCATO 3.0 MTJ 160CV	PANORAMA	0,6536	2.941,02
FIAT	FIORINO QUBO 1.3 MJT	75CV	0,3849	1.732,19
FIAT	FREEMONT 2.0 16V MTJ	140CV	0,5544	2.494,81
FIAT	GRANDE PUNTO 1.3/16V M.J.	75CV	0,3800	1.710,12
FIAT	GRANDE PUNTO 1.3/16V M.J.	90CV	0,3930	1.768,40
FIAT	GRANDE PUNTO 1.6/16V M.J.	120CV	0,4460	2.007,18
FIAT	IDEA 1.3 MTJ 95CV	SES	0,4061	1.827,48
FIAT	IDEA 1.3/16V MULTIJET	70CV	0,3994	1.797,19
FIAT	IDEA 1.3/16V MJT	90CV	0,4085	1.838,28
FIAT	IDEA 1.6/16V MJT	120CV	0,4705	2.117,34
FIAT	MULTIPLA 1.9 MJT	120CV	0,5231	2.354,13
FIAT	NUOVA BRAVO 1.6/16V MJT	105CV	0,4539	2.042,68
FIAT	NUOVA BRAVO 1.6/16V MJT	120CV	0,4707	2.118,33
FIAT	NUOVA BRAVO 1.6/16V MJT	90CV	0,4296	1.933,11
FIAT	NUOVA BRAVO 1.9 MULTIJET	120CV BERLINA	0,4863	2.188,42
FIAT	NUOVA BRAVO 1.9/16V M.J.	150CV BERLINA	0,5162	2.322,98
FIAT	NUOVA BRAVO 2.0/16V M.J.	165CV	0,4980	2.241,09
FIAT	NUOVA CROMA 1.9 120CV ECO	MULTIJET	0,5314	2.391,18
FIAT	NUOVA CROMA 1.9 M.J.	120CV	0,5297	2.383,56
FIAT	NUOVA CROMA 1.9/16V M.J.	150CV	0,5626	2.531,75
FIAT	NUOVA CROMA 2.4 MULTIJET	200CV	0,6591	2.966,07
FIAT	NUOVA PANDA 1.3 MTJ 4X4	75CV	0,4037	1.816,81
FIAT	NUOVA PANDA 1.3/16V MJT	4X4 CROSS	0,4222	1.900,03
FIAT	NUOVA PANDA 1.3/16V MJT	69CV	0,3525	1.586,43
FIAT	NUOVA PANDA 1.3/16V MJT	69CV 4X4	0,3972	1.787,52
FIAT	NUOVA PANDA 1.3/16V MJT	75CV	0,3607	1.623,33
FIAT	PANDA 2012 1.3 MJT SES	75CV	0,3571	1.606,74
FIAT	PANDA CROSS 1.3 MJT 80CV	4X4	0,4262	1.918,11
FIAT	PUNTO 1.3/16V MJT 69CV	MOD.2007	0,3696	1.663,35
FIAT	PUNTO 2012 1.3 MJT II	75CV	0,3753	1.688,69
FIAT	PUNTO 2012 1.3 MJT II SES	85CV ECO	0,3688	1.659,44
FIAT	PUNTO 2012 1.3 MJT II SES	95CV	0,3927	1.766,94
FIAT	PUNTO EVO 1.3 MJT	75CV	0,3708	1.668,66
FIAT	PUNTO EVO 1.3 MJT	75CV DPF	0,3749	1.687,13
FIAT	PUNTO EVO 1.3 MJT	90CV	0,3897	1.753,43
FIAT	PUNTO EVO 1.3 MJT	95CV DPF	0,3953	1.778,82
FIAT	PUNTO EVO 1.3/16V MJT	75CV	0,3671	1.651,97




MARCA	MODELLO	SERIE	COSTO CHILOMETRICO 15.000 KM	FRINGE BENEFIT ANNUALE
FIAT	PUNTO EVO 1.6 MJT	120CV DPF	0,4478	2.015,25
FIAT	QUBO 1.3 MJT 75CV	EURO5	0,3857	1.735,68
FIAT	SCUDO 2.0 MJT 136CV	PANORAMA	0,5823	2.620,18
FIAT	SEDICI 1.9 MJT 120CV	4X4	0,5004	2.252,01
FIAT	SEDICI 2.0 MJT 4X2	135CV MOD.2009	0,4937	2.221,52
FIAT	SEDICI 2.0 MJT 4X4	135CV MOD.2009	0,5118	2.303,12
FIAT	STILO M.W.1.9 MJT	120CV S.W.	0,4974	2.238,42
FIAT	ULYSSE 2.0 MJT	120CV	0,6019	2.708,45
FIAT	ULYSSE 2.0 MJT	136CV	0,6231	2.803,90
FIAT	ULYSSE 2.2 MJT	170CV	0,6789	3.055,08
FORD	B-MAX 1.6 TDCI	95CV	0,4149	1.867,07
FORD	C MAX PLUS 1.5 TDCI	95CV	0,4224	1.900,89
FORD	C-MAX 1.6 TDCI 110CV	MOD.2007	0,4666	2.099,59
FORD	C-MAX 1.6 TDCI 115 CV	EURO5	0,4410	1.984,66
FORD	C-MAX 1.6 TDCI 90CV	MOD.2007	0,4547	2.045,98
FORD	C-MAX 2.0 TDCI 110CV	MOD.2008	0,5111	2.300,10
FORD	C-MAX 2.0 TDCI 115CV	EURO5	0,5003	2.251,25
FORD	C-MAX 2.0 TDCI 136CV	MOD.2007	0,5136	2.311,19
FORD	C-MAX 2.0 TDCI 163CV	EURO5	0,5009	2.254,25
FORD	C-MAX PLUS 1.6 TDCI	95CV	0,4445	2.000,03
FORD	C-MAX7 1.6 TDCI 114CV	EURO5	0,4575	2.058,58
FORD	C-MAX7 2.0 TDCI 115CV	EURO5	0,5133	2.309,85
FORD	C-MAX7 2.0 TDCI 163CV	EURO5	0,5142	2.313,72
FORD	ECOSPORT 1.5 TDCI	90CV	0,4017	1.807,53
FORD	FIESTA 1.4 TDCI 68CV	MOD.2009	0,3658	1.645,93
FORD	FIESTA 1.4 TDCI 70CV	EURO5	0,3770	1.696,32
FORD	FIESTA 1.6 TDCI 90CV	MOD.2009	0,3912	1.760,49
FORD	FIESTA 1.6 TDCI 95CV	EURO5	0,3911	1.760,08
FORD	FOCUS 1.6 TDCI	95CV	0,4417	1.987,72
FORD	FOCUS 1.6 TDCI 110CV	3 PORTE MOD.2008	0,4417	1.987,65
FORD	FOCUS 1.6 TDCI 110CV	5 PORTE MOD.2008	0,4460	2.006,79
FORD	FOCUS 1.6 TDCI 110CV	EURO5	0,4417	1.987,65
FORD	FOCUS 1.6 TDCI 110CV	S.W. MO.2008	0,4502	2.025,96
FORD	FOCUS 1.6 TDCI 110CV	SW EURO5	0,4502	2.025,96
FORD	FOCUS 1.6 TDCI 116CV	MY 2011	0,4339	1.952,66
FORD	FOCUS 1.6 TDCI 116CV WAGON	MY 2011	0,4381	1.971,35
FORD	FOCUS 1.6 TDCI 90CV	3 PORTE MD.2008	0,4306	1.937,65
FORD	FOCUS 1.6 TDCI 90CV	5 PORTE MOD.2008	0,4348	1.956,79
FORD	FOCUS 1.6 TDCI 90CV	S.W. MOD.2008	0,4346	1.955,88
FORD	FOCUS 1.6 TDCI ECONETIC	105CV	0,4233	1.904,85
FORD	FOCUS 1.6 TDCI ECONETIC	105CV SW	0,4274	1.923,24
FORD	FOCUS 1.8 TDCI 115CV	MOD.2008	0,4558	2.050,95
FORD	FOCUS 1.8 TDCI 115CV	S.W. MOD.2008	0,4627	2.082,08
FORD	FOCUS 2.0 SW TDCI	163CV	0,5397	2.428,77
FORD	FOCUS 2.0 TDCI	163CV	0,5356	2.410,08
FORD	FOCUS 2.0 TDCI 110CV	3 PORTE	0,4902	2.206,10
FORD	FOCUS 2.0 TDCI 110CV	5 PORTE	0,4945	2.225,24
FORD	FOCUS 2.0 TDCI 110CV	S.W.	0,4988	2.244,41
FORD	FOCUS 2.0 TDCI 116CV POWERSHIFT	MY 2011	0,4946	2.225,51
FORD	FOCUS 2.0 TDCI 116CV POWERSHIFT WAGON	MY 2011	0,4987	2.244,17
FORD	FOCUS 2.0 TDCI 136CV	3 PORTE MOD.2008	0,4874	2.193,34
FORD	FOCUS 2.0 TDCI 136CV	5 PORTE MOD.2008	0,4917	2.212,51
FORD	FOCUS 2.0 TDCI 136CV	COUPÉ-CABRIOLET	0,5483	2.467,26



MARCA	MODELLO	SERIE	COSTO CHILOMETRICO 15.000 KM	FRINGE BENEFIT ANNUALE
FORD	FOCUS 2.0 TDCI 136CV	S.W. MOD.2008	0,4983	2.242,51
FORD	FOCUS 2.0/16V TDCI 136CV	COUPÉ-CABRIO	0,5483	2.467,53
FORD	FUSION 1.4 TDCI 68CV	MOD.2006	0,3826	1.721,61
FORD	FUSION 1.6 TDCI 90CV	MOD.2006	0,4139	1.862,40
FORD	GALAXY 2.0 TDCI	115CV	0,5672	2.552,55
FORD	GALAXY 2.0 TDCI	140CV	0,5672	2.552,56
FORD	GALAXY 2.0 TDCI	163CV	0,5800	2.610,20
FORD	GALAXY 2.0 TDCI 140CV	MOD.2006	0,5720	2.574,10
FORD	GALAXY 2.2 TDCI	200CV	0,6500	2.925,10
FORD	GALAXY 2.2 TDCI 175CV	MOD.2008	0,6338	2.852,04
FORD	KA 1.3 TDCI 75CV	EURO5	0,3540	1.593,13
FORD	KA 1.3 TDCI 75CV	MOD.2009	0,3499	1.574,69
FORD	KUGA 2.0 TDCI 115CV	2WD	0,5411	2.434,76
FORD	KUGA 2.0 TDCI 136CV	2WD	0,5617	2.527,57
FORD	KUGA 2.0 TDCI 136CV	4WD	0,5641	2.538,32
FORD	KUGA 2.0 TDCI 140CV	2WD	0,5580	2.510,90
FORD	KUGA 2.0 TDCI 163CV	4WD	0,5778	2.600,16
FORD	MONDEO 1.6 TDCI	115CV	0,4868	2.190,50
FORD	MONDEO 1.6 TDCI S&S	115CV	0,4594	2.067,18
FORD	MONDEO 2.0 TDCI	116CV	0,5247	2.361,11
FORD	MONDEO 2.0 TDCI	140CV	0,4925	2.216,11
FORD	MONDEO 2.0 TDCI	163CV	0,5375	2.418,69
FORD	MONDEO 2.0 TDCI 140CV	BERLINA	0,5219	2.348,70
FORD	MONDEO 2.0 TDCI 140CV	BERLINA MOD.2007	0,5372	2.417,56
FORD	MONDEO 2.0 TDCI 140CV	S.W. MOD.2007	0,5415	2.436,73
FORD	MONDEO 2.0 TDCI NAV	163CV	0,5264	2.368,86
FORD	MONDEO 2.0 TDI SW	140CV	0,5262	2.367,84
FORD	MONDEO 2.2 TDCI	200CV	0,6048	2.721,57
FORD	MONDEO 2.2 TDCI 175CV	BERLINA MOD.2008	0,5982	2.691,83
FORD	MONDEO 2.2 TDCI 175CV	S.W. MOD.2008	0,6093	2.741,86
FORD	MONDEO WAGON 1.6 TDCI	115CV	0,4824	2.170,93
FORD	MONDEO WAGON 1.6 TDCI S&S	115CV SW	0,4626	2.081,67
FORD	MONDEO WAGON 2.0 TDCI	116CV	0,5292	2.381,34
FORD	MONDEO WAGON 2.0 TDCI	140CV	0,5082	2.286,97
FORD	MONDEO WAGON 2.0 TDCI	163CV	0,5419	2.438,43
FORD	MONDEO WAGON 2.0 TDCI NAV	163CV SW	0,5264	2.368,86
FORD	MONDEO WAGON 2.2 TDCI	200CV	0,6093	2.741,80
FORD	S-MAX 1.6 TDCI	115CV	0,5046	2.270,66
FORD	S-MAX 2.0 TDCI	116CV EURO5	0,5555	2.499,72
FORD	S-MAX 2.0 TDCI	140CV	0,5510	2.479,36
FORD	S-MAX 2.0 TDCI	163CV EURO5	0,5628	2.532,44
FORD	S-MAX 2.0 TDCI 140CV	5 PORTE	0,5681	2.556,44
FORD	S-MAX 2.2 TDCI	200CV EURO5	0,6307	2.838,10
FORD	S-MAX 2.2 TDCI 175CV	MOD.2008	0,6190	2.785,60
FORD	TOURNEO CONNECT 1.6 TDCI	115CV	0,4796	2.158,07
FORD	TOURNEO CONNECT 1.8 TDCI	110CV CORTO	0,4649	2.091,94
FORD	TOURNEO COURIER 1.6 TDCI	95CV	0,3973	1.788,02
HONDA	ACCORD 2.2 I-DTEC	150CV	0,5669	2.551,09
HONDA	ACCORD 2.2 I-DTEC	180CV	0,6277	2.824,85
HONDA	ACCORD 2.2 I-DTEC 150CV	MOD.2008	0,5777	2.599,74
HONDA	ACCORD 2.2 I-DTEC 150CV	SW MOD.2008	0,5895	2.652,93
HONDA	ACCORD TOURER 2.2 I-DTEC	150CV	0,5767	2.595,01
HONDA	ACCORD TOURER 2.2 I-DTEC	180CV	0,6392	2.876,19



MARCA	MODELLO	SERIE	COSTO CHILOMETRICO 15.000 KM	FRINGE BENEFIT ANNUALE
HONDA	CIVIC 2.2 CTDI 140CV	MOD.2006	0,5316	2.392,01
HONDA	CIVIC 2.2 I-DTEC	150CV	0,5401	2.430,31
HONDA	CR-V 1.6 I-DTEC 2WD	120CV	0,4802	2.160,86
HONDA	CR-V 2.2 I DTEC	150CV	0,6076	2.734,34
HONDA	CR-V 2.2 I-CTDI 140CV	MOD.2007	0,5875	2.643,63
HONDA	CR-V 2.2 I-DTEC 4WD	150CV	0,5911	2.660,14
HONDA	CR-V 2.2 I-DTEC AUT. 4WD	150CV	0,6558	2.951,00
HONDA	FR-V 2.2/16V CTDI	140CV	0,5643	2.539,20
HYUNDAI	ACCENT 1.5 CRDI 110CV	3 PORTE	0,3991	1.795,92
HYUNDAI	ACCENT 1.5 CRDI 110CV	4 PORTE	0,3802	1.710,72
HYUNDAI	ELANTRA 2.0 CRDI 112CV	4 PORTE MOD.2004	0,4888	2.199,45
HYUNDAI	GETZ 1.5/16V CRDI VGT	88CV	0,3746	1.685,84
HYUNDAI	I10 1.1/12V CRDI	75CV	0,3463	1.558,31
HYUNDAI	I20 1.1 CRDI	75CV	0,3562	1.603,00
HYUNDAI	I20 1.4 CRDI	75CV	0,3857	1.735,85
HYUNDAI	I20 1.4 CRDI	75CV EURO5	0,3832	1.724,55
HYUNDAI	I20 1.4 CRDI	90CV	0,3748	1.686,67
HYUNDAI	I20 1.6 CRDI	116 CV	0,4208	1.893,46
HYUNDAI	I30 1.6 CRDI	115CV	0,4543	2.044,40
HYUNDAI	I30 1.6 CRDI	90CV	0,4274	1.923,25
HYUNDAI	I30 1.6 CRDI 128CV	EURO5	0,4428	1.992,49
HYUNDAI	I30 1.6 CRDI 90CV	EURO5	0,4231	1.904,01
HYUNDAI	I30 CW 1.6 CRDI 115CV	STATION WAGON	0,4482	2.016,77
HYUNDAI	I30 CW 1.6 CRDI 128CV	SW EURO5	0,4565	2.054,17
HYUNDAI	I30 CW 1.6 CRDI 90CV	STATION WAGON	0,4244	1.909,77
HYUNDAI	I30 CW 1.6 CRDI 90CV	SW EURO5	0,4313	1.940,97
HYUNDAI	I30 WAGON 1.6 CRDI	110CV	0,4327	1.947,35
HYUNDAI	I40 1.7 CRDI	115CV	0,4791	2.155,94
HYUNDAI	I40 1.7 CRDI	136CV	0,5242	2.358,85
HYUNDAI	I40 1.7 CRDI 136CV	WAGON	0,5157	2.320,67
HYUNDAI	IX20 1.4 78CV	EURO5	0,3907	1.758,01
HYUNDAI	IX35 1.7 CRDI 116CV	2WD	0,4925	2.216,11
HYUNDAI	IX35 2.0 CRDI 136CV	2WD	0,5358	2.411,27
HYUNDAI	IX35 2.0 CRDI 136CV	4WD	0,5403	2.431,23
HYUNDAI	IX35 2.0 CRDI 184CV	4WD	0,5877	2.644,62
HYUNDAI	MATRIX 1.5 CRDI	110CV	0,4250	1.912,40
HYUNDAI	SANTA FE 2.0 CRDI	112CV MOD. 2005	0,5686	2.558,54
HYUNDAI	SANTA FE 2.0 CRDI	VGT 125CV MOD.2005	0,6005	2.702,33
HYUNDAI	SANTA FE 2.0 CRDI 150CV	2WD	0,5932	2.669,52
HYUNDAI	SANTA FE 2.0 CRDI 150CV	2WD EURO5	0,5937	2.671,73
HYUNDAI	SANTA FE 2.0 CRDI 150CV	4WD EURO5	0,6016	2.707,38
HYUNDAI	SANTA FE 2.2 CRDI 197CV	4WD	0,6695	3.012,73
HYUNDAI	SANTA FE 2.2 CRDI 197CV	4WD EURO5	0,6546	2.945,72
HYUNDAI	SANTAFE 2.2 CRDI	150CV	0,6333	2.849,81
HYUNDAI	SANTAFE 2.2 CRDI	198CV	0,7336	3.301,23
HYUNDAI	SONICA 2.0 CRDI 140CV	BERLINA	0,5628	2.532,77
HYUNDAI	TERRACAN 2.9 CRDI	163CV	0,6380	2.870,94
HYUNDAI	TUCSON 2.0 CRDI	112CV	0,5546	2.495,62
HYUNDAI	TUCSON 2.0/16V 140CV	CRDI	0,5696	2.563,36
INFINITI	EX 30D V6	238CV	0,8167	3.675,07
INFINITI	EX30D 3.0	238CV	0,8130	3.658,65
INFINITI	FX 30D V6	238CV	0,9104	4.096,91
INFINITI	FX30 D 3.0	238CV	0,9070	4.081,51



MARCA	MODELLO	SERIE	COSTO CHILOMETRICO 15.000 KM	FRINGE BENEFIT ANNUALE
INFINITI	Q70 3.0 D	238CV	0,8302	3.735,81
ISUZU	TROOPER 3.0/16V TDI	L 5 PORTE	0,7129	3.207,83
ISUZU	TROOPER 3.0/16V TDI	S 3 PORTE	0,7063	3.178,39
IVECO	CAMPAGNOLA 3.0 SW	177CV	0,7479	3.365,72
JAGUAR	S-TYPE 2.7 D V6 207CV	BERLINA MOD.2006	0,7229	3.252,92
JAGUAR	XF 2.2 D	163CV	0,6357	2.860,58
JAGUAR	XF 2.2 D	190CV	0,6966	3.134,63
JAGUAR	XF 2.2 D	200CV	0,6960	3.131,91
JAGUAR	XF 2.7 D V6 207CV	BERLINA	0,7694	3.462,39
JAGUAR	XF 3.0 D V6 240CV	LUXURY	0,7796	3.508,29
JAGUAR	XF 3.0 DS V6 275CV	LUXURY	0,8099	3.644,45
JAGUAR	XF SPORTBRAKE 2.2D	163CV	0,6511	2.930,11
JAGUAR	XF SPORTBRAKE 2.2D	200CV	0,7034	3.165,13
JAGUAR	XF SPORTBRAKE 3.0D	240CV	0,7820	3.519,17
JAGUAR	XF SPORTBRAKE 3.0DS	275CV	0,8123	3.655,20
JAGUAR	XJ 2.7 D V6 207CV	BERLINA	0,9175	4.128,97
JAGUAR	XJ 3.0D V6	275CV	0,9298	4.184,06
JAGUAR	XJ 3.0D V6	340CV AWD	1,1227	5.052,07
JAGUAR	X-TYPE 2.0 D 131CV	S.W. MOD.2006	0,5881	2.646,50
JAGUAR	X-TYPE 2.0 DV 131CV	BERLINA MOD.2006	0,5760	2.592,00
JAGUAR	X-TYPE 2.2 D 145CV	BERLINA	0,6166	2.774,55
JAGUAR	X-TYPE 2.2 D 145CV	S.W.	0,6414	2.886,28
JAGUAR	X-TYPE 2.2 D 155CV	BERLINA	0,6184	2.782,68
JAGUAR	X-TYPE 2.2 D 155CV	S.W.	0,6313	2.840,79
JEEP	CHEROKEE 2.0 MTJ II	170CV 4WD	0,6601	2.970,24
JEEP	CHEROKEE 2.8 CRD	177CV	0,6837	3.076,57
JEEP	CHEROKEE 2.8 CRD	200CV	0,6996	3.148,14
JEEP	COMMANDER 3.0 V6 CRD	218CV	0,8063	3.628,56
JEEP	COMPASS 2.0 CRD	140CV	0,5914	2.661,23
JEEP	COMPASS 2.2 CRD 2WD	136CV	0,5752	2.588,19
JEEP	COMPASS 2.2 CRD 4WD	163CV	0,6198	2.789,31
JEEP	GRAN CHEROKEE 3.0 CRD	190CV	0,7792	3.506,60
JEEP	GRAN CHEROKEE 3.0 CRD	241CV	0,8308	3.738,44
JEEP	GRAN CHEROKEE 3.0 V6 CRD	218CV MOD.2009	0,7968	3.585,44
JEEP	GRAND CHEROKEE 3.0 V6	CRD 218CV MOD.2005	0,7811	3.515,14
JEEP	PATRIOT 2.0 CRD	140CV	0,5668	2.550,60
JEEP	PATRIOT 2.2 CRD 163CV	EURO5	0,6017	2.707,60
JEEP	WRANGLER 2.8 CRD 177CV	2 PORTE	0,6713	3.020,76
JEEP	WRANGLER 2.8 CRD DPF SPORT	200 CV	0,6703	3.016,41
JEEP	WRANGLER UNLIMITED 2.8 CRD	177CV 5 PORTE	0,7004	3.151,82
KIA	CARENS 1.7 CRDI	136CV	0,4929	2.218,06
KIA	CARENS 2.0/16V CRDI	140CV MOD.2007	0,5257	2.365,57
KIA	CARNIVAL 2.9/16V CRDI	185CV MOD.2006	0,6294	2.832,20
KIA	CEE D 1.4 CRDI	90CV	0,4175	1.878,73
KIA	CEE D 1.4 CRDI 90CV	SW	0,4269	1.920,83
KIA	CEE D 1.6 CRDI	115CV	0,4425	1.991,23
KIA	CEE D 1.6 CRDI	128CV	0,4597	2.068,55
KIA	CEE D 1.6 CRDI	90CV	0,4272	1.922,56
KIA	CEE D 1.6 CRDI 110CV	SW	0,4477	2.014,54
KIA	CEE D 1.6 CRDI 115CV	S.W.	0,4599	2.069,69
KIA	CEE D 1.6 CRDI 128CV	SW	0,4694	2.112,35
KIA	CEE D 1.6 CRDI 90CV	S.W.	0,4411	1.984,86
KIA	CEE D 2.0 CRDI 140CV	S.W.	0,5311	2.390,04



MARCA	MODELLO	SERIE	COSTO CHILOMETRICO 15.000 KM	FRINGE BENEFIT ANNUALE
KIA	MAGENTIS 2.0/16V CRDI	140CV BELINA	0,5236	2.356,15
KIA	PICANTO 1.1/12V CRDI 75CV	MOD. 2008	0,3477	1.564,55
KIA	RIO 1.1 CRDI WGT	75CV	0,3711	1.670,08
KIA	RIO 1.4 CRDI WGT	90CV	0,3993	1.796,75
KIA	RIO 1.5/16V CRDI	110CV	0,3797	1.708,69
KIA	SORENTO 2.0 CRDI 150CV	2WD	0,6192	2.786,20
KIA	SORENTO 2.0 CRDI 150CV	4WD	0,6308	2.838,39
KIA	SORENTO 2.0 CRDI AWD	150CV	0,6485	2.918,43
KIA	SORENTO 2.2 CRDI 197CV	4WD	0,7214	3.246,14
KIA	SORENTO 2.2 CRDI 2WD 197CV	EURO5	0,6370	2.866,69
KIA	SORENTO 2.2 CRDI 4WD 197CV	EURO5	0,6506	2.927,92
KIA	SORENTO 2.2 CRDI AWD	197CV	0,7141	3.213,62
KIA	SORENTO 2.5/16V CRDI	4WD 170CV	0,6519	2.933,36
KIA	SOUL 1.6 CRDI VGT	128CV	0,4656	2.095,34
KIA	SPORTAGE 1.7 CRDI VGT	2WD 116CV	0,4895	2.202,56
KIA	SPORTAGE 2.0 CRDI 136CV	4WD	0,5582	2.511,71
KIA	SPORTAGE 2.0/16V CRDI VGT	150CV	0,5709	2.569,01
KIA	SPORTAGE 2.0/16V CRDI VGT 4WD	150CV	0,5864	2.638,80
KIA	SPORTAGE R 2.0 CRDI 184CV	4WD	0,6452	2.903,18
KIA	VENGA 1.4 CRDI	77CV	0,4029	1.813,11
KIA	VENGA 1.6 CRDI	115CV	0,4524	2.035,82
LANCIA	DELTA 1.6 MJT 120CV	MOD.2008	0,4930	2.218,33
LANCIA	DELTA 1.6 MTJ	105CV	0,4656	2.095,25
LANCIA	DELTA 1.9 MJT T-TURBO 190CV	MOD.2008	0,5705	2.567,32
LANCIA	DELTA 2.0 MJT 165CV	MOD.2008	0,5466	2.459,57
LANCIA	MUSA 1.3 MTJ 70CV	MOD.2008	0,4212	1.895,54
LANCIA	MUSA 1.3 MTJ 90CV	MOD.2008	0,4316	1.942,09
LANCIA	MUSA 1.3 MTJ 95CV	EURO5	0,4326	1.946,60
LANCIA	MUSA 1.3 MTJ SES 95CV	EURO5	0,4263	1.918,53
LANCIA	MUSA 1.6 MJT 120CV	EURO 5	0,4641	2.088,33
LANCIA	MUSA 1.6 MJT 120CV	MOD.2008	0,4554	2.049,45
LANCIA	MUSA 1.9 MTJ 100CV	MOD.2008	0,4686	2.108,55
LANCIA	PHEDRA 2.0 MJT 120CV	5 PORTE	0,6037	2.716,72
LANCIA	PHEDRA 2.0 MJT 136CV	5 PORTE	0,6168	2.775,57
LANCIA	PHEDRA 2.2 MJT	170CV	0,6725	3.026,28
LANCIA	THEMA 3.0 V6 MJET	190CV	0,7411	3.334,94
LANCIA	THEMA 3.0 V6 MJET	239CV	0,7678	3.455,09
LANCIA	THEMIS 2.4 JTD 20V 185CV	BERLINA	0,7824	3.520,75
LANCIA	VOYAGER 2.8	163CV	0,7320	3.293,97
LANCIA	VOYAGER 2.8	178CV	0,7413	3.336,04
LANCIA	YPSILON 1.3/16V MJT	105CV	0,4080	1.835,82
LANCIA	YPSILON 1.3/16V MJT 75CV	MOD.2008	0,3774	1.698,44
LANCIA	YPSILON 1.3/16V MJT 90CV	MOD.2008	0,3905	1.757,14
LANDROVER	DEFENDER 110 2.5 TD5 S	122CV S.W.	0,6710	3.019,59
LANDROVER	DEFENDER 110 2.5/122	CV TD5 HARD-TOP S 3P	0,6631	2.983,83
LANDROVER	DEFENDER 90 2.4 TD4	122CV	0,6465	2.909,25
LANDROVER	DEFENDER 90 2.5 TD5	SOFT-TOP E 3P.MOD.03	0,6290	2.830,40
LANDROVER	DISCOVERY SPORT 2.2 TD4	150CV	0,6502	2.926,01
LANDROVER	DISCOVERY SPORT 2.2 TD4	190CV	0,6756	3.040,07
LANDROVER	DISCOVERY3 2.7 TD V6	190CV	0,7268	3.270,63
LANDROVER	DISCOVERY4	245CV	0,8370	3.766,62
LANDROVER	DISCOVERY4	3.0 TDV6 211CV	0,8217	3.697,82
LANDROVER	DISCOVERY4 2.7 TDV6	190CV	0,7586	3.413,77



MARCA	MODELLO	SERIE	COSTO CHILOMETRICO 15.000 KM	FRINGE BENEFIT ANNUALE
LANDROVER	DISCOVERY4 3.0 SDV6	256CV	0,8613	3.875,89
LANDROVER	FREELANDER2 2.2 SD4	190CV	0,6439	2.897,52
LANDROVER	FREELANDER2 2.2 TD4	150CV	0,5941	2.673,62
LANDROVER	FREELANDER2 2.2/16V TD4	S.W.	0,6233	2.804,75
LANDROVER	RANGE ROVER 3.0	249CV	1,0382	4.672,08
LANDROVER	RANGE ROVER 3.6 TD V8	272CV	1,0593	4.766,88
LANDROVER	RANGE ROVER 4.4	339CV	1,1918	5.362,89
LANDROVER	RANGE ROVER 4.4 TDV8 DPF	313CV EURO5	1,0780	4.850,81
LANDROVER	RANGE ROVER EVOQUE 2.2 SD4	190CV	0,6862	3.087,86
LANDROVER	RANGE ROVER EVOQUE 2.2 TD4	3PORTE 150CV	0,6621	2.979,24
LANDROVER	RANGE ROVER EVOQUE 2.2 TD4	5PORTE 150CV	0,6564	2.953,65
LANDROVER	RANGE ROVER SPORT 2.7	TDV6 190CV	0,8307	3.738,15
LANDROVER	RANGE ROVER SPORT 3.0	292CV	0,9104	4.096,68
LANDROVER	RANGE ROVER SPORT 3.0 TDV6	245CV	0,9008	4.053,76
LANDROVER	RANGE ROVER SPORT 3.0 TDV6	256CV	0,9239	4.157,73
LANDROVER	RANGE ROVER SPORT 3.6	TDV8 272CV	0,9912	4.460,55
LEXUS	IS 200D 2.2	150CV	0,6002	2.700,75
LEXUS	IS 200D 2.2	177CV	0,6351	2.858,17
LEXUS	IS 220D 2.2/16V TDI 177CV	BERLINA	0,6158	2.771,10
MASERATI	QUATTROPORTE 3.0 D	250CV	0,9838	4.427,08
MAZDA	2 1.4 TD 68CV	MOD.2008	0,3731	1.678,75
MAZDA	2 1.6 TD 95CV	EURO5	0,4180	1.881,11
MAZDA	3 1.6 MZ-CD 115CV	4 PORTE	0,4548	2.046,38
MAZDA	3 1.6 MZ-CD 115CV	5 PORTE	0,4495	2.022,77
MAZDA	3 1.6/16V 109CV	MOD. 2009	0,4597	2.068,59
MAZDA	3 1.6/16V TD	110CV	0,4452	2.003,48
MAZDA	3 1.6/16V TD 116CV	EURO 5	0,4498	2.024,20
MAZDA	3 2.0/16V TD	143CV	0,5144	2.314,79
MAZDA	3 2.2 MZ-CD 115CV	5 PORTE	0,5697	2.563,84
MAZDA	3 2.2 MZ-CD 185CV SPORT	5 PORTE	0,5886	2.648,65
MAZDA	3 2.2/16V 150CV EURO 5	MOD. 2009	0,5477	2.464,72
MAZDA	3 2.2/16V 185CV EURO 5	MOD. 2009	0,5743	2.584,55
MAZDA	5 1.6	115CV	0,4936	2.221,26
MAZDA	5 2.0/16V CD 110CV	5 PORTE	0,5209	2.344,05
MAZDA	5 2.0/16V CD 143CV	5 PORTE	0,5426	2.441,71
MAZDA	6 2.0 CD 140CV	BERLINA MOD.2008	0,5161	2.322,23
MAZDA	6 2.0 CD 140CV	S.W. MOD.2008	0,5225	2.351,41
MAZDA	6 2.2 CD 163CV	BERLINA	0,5675	2.553,75
MAZDA	6 2.2 CD 129CV	BERLINA EURO5	0,5496	2.473,40
MAZDA	6 2.2 CD 129CV WAGON	SW EURO5	0,5556	2.500,38
MAZDA	6 2.2 CD 163CV	BERLINA EURO5	0,5787	2.604,01
MAZDA	6 2.2 CD 163CV	S.W.	0,5740	2.582,91
MAZDA	6 2.2 CD 163CV WAGON	SW EURO5	0,5847	2.630,99
MAZDA	6 2.2 CD 180CV WAGON	SW EURO5	0,6096	2.742,99
MAZDA	6 2.2 CD 185CV	BERLINA	0,5987	2.694,18
MAZDA	6 2.2 CD 185CV	S.W.	0,5973	2.687,90
MAZDA	6 2.2L	175CV	0,6272	2.822,33
MAZDA	6 2.2L 175CV	WAGON	0,6280	2.825,96
MAZDA	CX 5 2.2L AT SKYACTIV-D 2WD	150CV	0,6091	2.740,93
MAZDA	CX 5 2.2L AT SKYACTIV-D 4WD	150CV	0,6106	2.747,77
MAZDA	CX 7 2.2 MZ-CD	173CV	0,6521	2.934,36
MERCEDES	A 160 2.0/16V CDI	82CV	0,5083	2.287,29
MERCEDES	A 160 2.0/16V CDI BLUE EFFICIENCY	82CV	0,4866	2.189,61



MARCA	MODELLO	SERIE	COSTO CHILOMETRICO 15.000 KM	FRINGE BENEFIT ANNUALE
MERCEDES	A 160 CDI 1.5	90CV	0,4373	1.968,06
MERCEDES	A 160 CDI 2.0 82CV	5 PORTE	0,4966	2.234,80
MERCEDES	A 160 CDI 2.0 82CV	COUPÉ	0,4988	2.244,38
MERCEDES	A 180 2.0/16V CDI	109CV	0,5136	2.311,22
MERCEDES	A 180 CDI 2.0 109CV	5 PORTE	0,5062	2.277,88
MERCEDES	A 180 CDI 2.0 109CV	COUPÉ	0,5083	2.287,46
MERCEDES	A 180 CDI BLUEEFFICIENTY	109CV EURO5	0,4447	2.001,19
MERCEDES	A 200 2.0/16V CDI	140CV	0,5406	2.432,63
MERCEDES	A 200 CDI 2.0 140CV	5 PORTE	0,5429	2.442,98
MERCEDES	A 200 CDI 2.0 140CV	COUPÉ	0,5403	2.431,22
MERCEDES	A 200 CDI BLUEEFFICIENTY	136CV EURO5	0,5230	2.353,58
MERCEDES	A 220 CDI BLUEEFFICIENTY	170CV EURO6	0,5928	2.667,38
MERCEDES	B 180 CD 109CV	EURO 4	0,5056	2.275,11
MERCEDES	B 180 CDI	109CV	0,5318	2.393,28
MERCEDES	B 200 CDI	140CV	0,5513	2.480,88
MERCEDES	B 200 CDI 2.0/16V	140CV	0,5528	2.487,47
MERCEDES	B 220 CDI AUT 2.2	170CV	0,6086	2.738,51
MERCEDES	B180 CDI 2.0 109CV	EURO5	0,5406	2.432,49
MERCEDES	B180 CDI BLUEEFFICIENCY 1.8	109CV	0,5222	2.350,08
MERCEDES	B200 CDI 2.0 140CV	EURO5	0,5573	2.507,88
MERCEDES	C 180 CDI 2.2	120CV	0,5901	2.655,40
MERCEDES	C 180 CDI 2.2	120CV SW	0,6002	2.700,87
MERCEDES	C 200 CDI 136CV	BERLINA MOD.2007	0,6203	2.791,20
MERCEDES	C 200 CDI 136CV	S.W.	0,6365	2.864,46
MERCEDES	C 200 CDI 2.2	136CV	0,6227	2.802,21
MERCEDES	C 200 CDI 2.2	136CV SW	0,6375	2.868,59
MERCEDES	C 200 CDI 2.2 BLUE EFFICIENCY	136CV EURO 5	0,6188	2.784,68
MERCEDES	C 200 CDI BLUEEFFICIENCY 2.1	136CV EURO5	0,6098	2.744,08
MERCEDES	C 200 CDI BLUEEFFICIENCY 2.1	136CV EURO5 SW	0,6196	2.787,98
MERCEDES	C 220 CDI 170CV	BERLINA MOD. 2007	0,6412	2.885,29
MERCEDES	C 220 CDI 170CV	S.W.	0,6528	2.937,80
MERCEDES	C 220 CDI 2.2 BLUE EFFICIENCY	170CV EURO 5	0,6135	2.760,63
MERCEDES	C 220 CDI 2.2 BLUE EFFICIENCY	170CV EURO 5 SW	0,6208	2.793,40
MERCEDES	C 220 CDI BLUEEFFICIENCY 2.1	170CV EURO5	0,6222	2.800,08
MERCEDES	C 220 CDI BLUEEFFICIENCY 2.1	170CV EURO5 SW	0,6368	2.865,69
MERCEDES	C 250 CDI 2.2 BLUE EFFICIENCY	204CV EURO 5	0,6570	2.956,33
MERCEDES	C 250 CDI 2.2 BLUE EFFICIENCY	204CV EURO 5 SW	0,6646	2.990,79
MERCEDES	C 250 CDI BLUEEFFICIENCY 2.1	204CV EURO5	0,6490	2.920,56
MERCEDES	C 250 CDI BLUEEFFICIENCY 2.1	204CV EURO5 SW	0,6604	2.971,70
MERCEDES	C 250 CDI BLUEEFFICIENCY 2.1 4MATIC	204CV EURO5	0,7061	3.177,63
MERCEDES	C 300 CDI BLUEEFFICIENCY 3.0	231CV EURO5 SW	0,7877	3.544,50
MERCEDES	C 300 CDI BLUEEFFICIENCY 3.0	4MATIC 231CV EURO5	0,7771	3.496,98
MERCEDES	C 320 CDI V6 224CV	4MATIC BERLINA	0,7570	3.406,46
MERCEDES	C 320 CDI V6 224CV	4MATIC S.W.	0,7686	3.458,83
MERCEDES	C 320 CDI V6 224CV	BERLINA MOD.2007	0,7170	3.226,36
MERCEDES	C 320 CDI V6 224CV	S.W. MOD.2008	0,7343	3.304,13
MERCEDES	C 350 CDI 3.0	265CV	0,7679	3.455,48
MERCEDES	C 350 CDI 3.0	265CV SW	0,7793	3.506,63
MERCEDES	C 350 CDI 3.0 4MATIC	224CV	0,7587	3.414,00
MERCEDES	C 350 CDI 3.0 4MATIC	224CV SW	0,7693	3.462,05
MERCEDES	C 350 CDI 3.0 V6	224CV	0,7210	3.244,53
MERCEDES	C 350 CDI 3.0 V6	224CV SW	0,7389	3.325,20
MERCEDES	CLA 220 CDI AUT 2.2	170CV	0,6121	2.754,66



MARCA	MODELLO	SERIE	COSTO CHILOMETRICO 15.000 KM	FRINGE BENEFIT ANNUALE
MERCEDES	CLC 200 CDI 122CV	SPORTCOUPÉ	0,6200	2.790,13
MERCEDES	CLC 220 CDI 150CV	SPORTCOUPÉ	0,6374	2.868,39
MERCEDES	CLK 220 CDI	150CV COUPÉ	0,6947	3.126,28
MERCEDES	CLK 320 CDI V6	224CV CABRIO	0,7871	3.541,76
MERCEDES	CLK 320 CDI V6	224CV COUPÉ	0,7481	3.366,26
MERCEDES	CLS 320 CDI V6	224CV COUPÉ	0,8923	4.015,42
MERCEDES	CLS 350 3.0 V6	224CV	0,8728	3.927,69
MERCEDES	CLS 350 CDI 3.0 BLUEEFFICIENCY	265CV	0,8872	3.992,27
MERCEDES	E 200 BLUETEC 2.1 231CV	SW	0,6154	2.769,29
MERCEDES	E 200 CDI 136CV	BERLINA MOD.2006	0,6812	3.065,47
MERCEDES	E 200 CDI 136CV	S.W.	0,7030	3.163,62
MERCEDES	E 200 CDI 2.1 136CV BLUEEFFICIENCY	BERLINA	0,6439	2.897,43
MERCEDES	E 200 CDI 2.1 136CV BLUEEFFICIENCY	SW	0,6623	2.980,43
MERCEDES	E 200 CDI BLUE EFFICIENCY	136CV BERLINA EURO5	0,6614	2.976,46
MERCEDES	E 200 CDI BLUETEC 2.1	136CV	0,6210	2.794,52
MERCEDES	E 220 BLUETEC 2.1 170CV	4MATIC SW	0,6813	3.065,85
MERCEDES	E 220 BLUETEC 2.1 170CV	SW	0,6461	2.907,65
MERCEDES	E 220 CDI 170CV	BERLINA MOD.2006	0,7105	3.197,18
MERCEDES	E 220 CDI 170CV	S.W. MOD.2006	0,7276	3.274,41
MERCEDES	E 220 CDI 2.1 170CV BLUEEFFICIENCY	BERLINA	0,6758	3.041,08
MERCEDES	E 220 CDI 2.1 170CV BLUEEFFICIENCY	SW	0,6932	3.119,20
MERCEDES	E 220 CDI BLUE EFFICIENCY	170CV BERLINA EURO 5	0,7013	3.155,86
MERCEDES	E 220 CDI BLUE EFFICIENCY	170CV S.W. EURO5	0,7105	3.197,20
MERCEDES	E 220 CDI BLUETEC 2.1	170CV	0,6545	2.945,21
MERCEDES	E 220 CDI BLUETEC 2.1	4MATIC170CV	0,6949	3.127,20
MERCEDES	E 250 BLUETEC 2.1 204CV	4MATIC SW	0,6951	3.127,99
MERCEDES	E 250 BLUETEC 2.1 204CV	SW	0,6761	3.042,25
MERCEDES	E 250 CDI 2.1 204CV BLUEEFFICIENCY	BERLINA	0,7130	3.208,66
MERCEDES	E 250 CDI 2.1 204CV BLUEEFFICIENCY	SW	0,7312	3.290,36
MERCEDES	E 250 CDI 2.1 204CV BLUEEFFICIENCY 4MATIC	BERLINA	0,7517	3.382,56
MERCEDES	E 250 CDI 2.1 204CV BLUEEFFICIENCY 4MATIC	SW	0,7452	3.353,60
MERCEDES	E 250 CDI BLUE EFFICIENCY	204CV BERLINA EURO 5	0,7395	3.327,71
MERCEDES	E 250 CDI BLUE EFFICIENCY	204CV COUPÉ EURO 5	0,7178	3.229,92
MERCEDES	E 250 CDI BLUE EFFICIENCY	204CV S.W. EURO 5	0,7553	3.398,72
MERCEDES	E 250 CDI BLUETEC AUT 2.1	204CV	0,6880	3.095,90
MERCEDES	E 250 CDI BLUETEC AUT 4MATIC 2.1	204CV	0,7232	3.254,55
MERCEDES	E 280 CDI V6 190CV	BERLINA MOD.2006	0,7494	3.372,26
MERCEDES	E 280 CDI V6 190CV	S.W. MOD.2006	0,7617	3.427,73
MERCEDES	E 280 CDI V6 190CV 4MATIC	BERLINA MOD.2006	0,7891	3.550,93
MERCEDES	E 280 CDI V6 190CV 4MATIC	S.W. MOD.2006	0,8021	3.609,35
MERCEDES	E 300 BLUETEC V6 211CV	BERLINA	0,8170	3.676,57
MERCEDES	E 300 CDI 3.0 231CV BLUEEFFICIENCY	BERLINA	0,8033	3.614,94
MERCEDES	E 300 CDI 3.0 231CV BLUEEFFICIENCY	SW	0,8277	3.724,49
MERCEDES	E 320 CDI V6 224CV	BERLINA MOD.2006	0,8166	3.674,76
MERCEDES	E 320 CDI V6 224CV	S.W. MOD. 2006	0,8262	3.717,75
MERCEDES	E 320 CDI V6 224CV 4MATIC	BERLINA MOD. 2006	0,8337	3.751,48
MERCEDES	E 320 CDI V6 224CV 4MATIC	S.W. MOD. 2006	0,8480	3.816,05
MERCEDES	E 350 BLUETEC 3.0 252CV 4MATIC	SW	0,8248	3.711,39
MERCEDES	E 350 3.0 211CV BLUETEC	BERLINA	0,8289	3.730,17
MERCEDES	E 350 3.0 211CV BLUETEC	SW	0,8513	3.830,98
MERCEDES	E 350 BLUETEC 3.0 252CV	BERLINA	0,8029	3.613,01
MERCEDES	E 350 BLUETEC 3.0 252CV	CABRIO	0,8121	3.654,41
MERCEDES	E 350 BLUETEC 3.0 252CV	COUPÉ	0,7762	3.492,75



MARCA	MODELLO	SERIE	COSTO CHILOMETRICO 15.000 KM	FRINGE BENEFIT ANNUALE
MERCEDES	E 350 BLUETEC 3.0 252CV	SW	0,8190	3.685,28
MERCEDES	E 350 BLUETEC 3.0 252CV 4MATIC	BERLINA	0,8191	3.686,04
MERCEDES	E 350 CDI BLUE EFFICIENCY	231CV COUPÉ EURO 5	0,7875	3.543,56
MERCEDES	E 350 CDI 3.0 265CV BLUEEFFICIENCY	BERLINA	0,8076	3.634,08
MERCEDES	E 350 CDI 3.0 265CV BLUEEFFICIENCY	SW	0,8490	3.820,56
MERCEDES	E 350 CDI 3.0 265CV BLUEEFFICIENCY 4MATIC	BERLINA	0,8324	3.746,00
MERCEDES	E 350 CDI 3.0 265CV BLUEEFFICIENCY 4MATIC	SW	0,8445	3.800,23
MERCEDES	E 350 CDI BLUE EFFICIENCY	231CV BERLINA EURO 5	0,7949	3.577,09
MERCEDES	E 350 CDI BLUE EFFICIENCY	231CV S.W. EURO 5	0,8107	3.648,36
MERCEDES	E 350 CDI BLUE EFFICIENCY 4MATIC	231CV BERLINA EURO5	0,8324	3.746,01
MERCEDES	E 350 CDI BLUETEC AUT 3.0	258CV	0,7859	3.536,47
MERCEDES	E 350 CDI BLUETEC AUT 4MATIC 3.0	258CV	0,8157	3.670,71
MERCEDES	E 350 V6 BLUE TEC	211CV BERLINA EURO5	0,8084	3.637,76
MERCEDES	E 420 CDI V8 314CV	BERLINA MOD.2006	0,9568	4.305,72
MERCEDES	G 320 CDI 224CV	3 PORTE	0,9518	4.282,95
MERCEDES	G 320 CDI 224CV	5 PORTE	0,9804	4.411,65
MERCEDES	G 320 CDI 224CV	CABRIO	0,9865	4.439,22
MERCEDES	G 350 BLUETEC 3.0 V6 SW	211CV	1,0306	4.637,55
MERCEDES	GL 320 CDI V6 224CV	5 PORTE	0,9526	4.286,67
MERCEDES	GL 350 3.0 BLUETEC 211CV	4MATIC EURO6	1,0198	4.589,23
MERCEDES	GL 350 3.0 CDI BLUEEFFICIENCY 265CV	4MATIC EURO5	1,0116	4.552,14
MERCEDES	GL 420 CDI V8 306CV	5 PORTE	1,1419	5.138,50
MERCEDES	GLA 220 CDI 2.1 AUT 170CV	MY2014	0,6041	2.718,59
MERCEDES	GLA 220 CDI 2.1 AUT 4MAT 170CV	MY2014	0,6246	2.810,87
MERCEDES	GLK 200 CDI BLUEEFFICIENCY 143CV	2WD EURO5	0,6432	2.894,43
MERCEDES	GLK 220 CDI 2WD 170CV	EURO5	0,6613	2.975,67
MERCEDES	GLK 220 CDI 4MATIC	170CV	0,6864	3.089,01
MERCEDES	GLK 220 CDI 4MATIC 170CV	EURO5	0,7031	3.163,74
MERCEDES	GLK 250 CDI 4MATIC 204CV	EURO5	0,7178	3.230,16
MERCEDES	GLK 250 CDI 4MATIC 231CV	EURO5	0,7961	3.582,38
MERCEDES	GLK 320 CDI 4MATIC	224CV	0,7770	3.496,59
MERCEDES	ML 280 CDI V6	190CV	0,8243	3.709,24
MERCEDES	ML 300 CDI BLUE EFFICIENCY	190CV	0,8383	3.772,41
MERCEDES	ML 320 CDI V6	224CV	0,8442	3.798,86
MERCEDES	ML 350 BLUETEC 211CV	EURO 5	0,8543	3.844,29
MERCEDES	ML 350 CDI V6	224CV	0,8627	3.882,19
MERCEDES	ML 420 CDI V8	306CV	1,0021	4.509,62
MERCEDES	ML 450 CDI V8	306CV	1,0143	4.564,23
MERCEDES	R 280 V6 190CV	MOD.2007	0,8047	3.621,26
MERCEDES	R 300 CDI	190CV	0,7979	3.590,37
MERCEDES	R 300 CDI 4MATIC	190CV	0,8313	3.740,76
MERCEDES	R 320 V6 224CV	MOD.2007	0,8574	3.858,20
MERCEDES	R 350 CDI 4MATIC	224CV	0,8626	3.881,66
MERCEDES	R300 CDI 2WD BLUEEFFICIENCY 190CV	MY2010	0,8465	3.809,40
MERCEDES	R350 BLUETEC 4MATIC LUNGA 211CV	MY2010 EURO6	0,9285	4.178,22
MERCEDES	R350 CDI 4MATIC 265CV	MY2010	0,9108	4.098,77
MERCEDES	R350 CDI 4MATIC LUNGA 265CV	MY2010	0,9306	4.187,69
MERCEDES	S 250 CDI BITURBO	204CV	0,9579	4.310,37
MERCEDES	S 320 CDI V6 235CV	4MATIC	1,0007	4.503,26
MERCEDES	S 320 CDI V6 235CV	BERLINA	0,9813	4.415,83
MERCEDES	S 350 BLUETEC 4MATIC 3.0 V6 258CV	EURO 6	1,0697	4.813,55
MERCEDES	S 350 CDI V6	235CV	0,9792	4.406,19
MERCEDES	S 350 CDI V6 4MATIC	235CV	1,0066	4.529,58



MARCA	MODELLO	SERIE	COSTO CHILOMETRICO 15.000 KM	FRINGE BENEFIT ANNUALE
MERCEDES	S 420 CDI V8 320CV	BERLINA	1,1153	5.018,68
MERCEDES	S 450 CDI V8	320CV	1,1390	5.125,53
MERCEDES	VANEO 1.7 CDI 91CV	FAMILY	0,5120	2.304,19
MERCEDES	VIANO 2.0 CDI 109CV	4 PORTE	0,6759	3.041,34
MERCEDES	VIANO 2.2 CDI 150CV	4 PORTE	0,6816	3.066,98
MERCEDES	VIANO 3.0 V6 CDI	204CV	0,7330	3.298,32
MERCEDES	VITO 115 CDI	4X4	0,6985	3.143,33
MINI	MINI COOPER 1.6 D	112 CV	0,4397	1.978,46
MINI	MINI COOPER SD ROADSTAR 2.0 143CV	SPIDER	0,5483	2.467,24
MINI	NUOVA MINI COOPER CABRIO	1.6 D 112 CV	0,4617	2.077,51
MINI	NUOVA MINI COOPER D 1.6	110CV MOD.2008	0,4435	1.995,66
MINI	NUOVA MINI COOPER D 1.6	CLUBMAN 112 CV	0,4459	2.006,61
MINI	NUOVA MINI COOPER D 1.6 110CV	CLUBMAN	0,4576	2.059,12
MINI	NUOVA MINI ONE CLUBMAN	1.6 D 90 CV	0,4274	1.923,18
MINI	NUOVA MINI ONE D 1.6	90CV	0,4231	1.904,05
MINI	NUOVA MINI ONE D 1.6 COUNTRYMAN	90CV	0,4401	1.980,26
MITSUBISHI	ASX 1.8 DI-D 150CV	EURO5	0,5210	2.344,39
MITSUBISHI	ASX 1.8 DI-D 150CV 4WD	EURO5	0,5422	2.439,88
MITSUBISHI	COLT 1.5 DI-D	95CV	0,3894	1.752,09
MITSUBISHI	GRANDIS 2.0 DI-D	136CV	0,5647	2.541,27
MITSUBISHI	LANCER 2.0 DI-D 4P 140CV	MOD. 2009	0,5358	2.411,31
MITSUBISHI	LANCER 2.0 DI-D SPORTBACK 140CV	MOD. 2009	0,5293	2.381,70
MITSUBISHI	OUTLANDER 2.0/16V DI-D	140CV	0,5656	2.545,16
MITSUBISHI	OUTLANDER 2.2 2WD	DI-D 150 CV	0,5612	2.525,43
MITSUBISHI	OUTLANDER 2.2 DI-D	156CV	0,6386	2.873,88
MITSUBISHI	PAJERO 3.2 DI-D 3PORTE	200CV	0,7338	3.301,88
MITSUBISHI	PAJERO 3.2 DI-D 5PORTE	200CV	0,7699	3.464,76
MITSUBISHI	PAJERO 3.2/16V DI-D	160CV 3P. MOD.2007	0,7096	3.193,28
MITSUBISHI	PAJERO 3.2/16V DI-D	160CV 5P. MOD.2007	0,7272	3.272,44
MITSUBISHI	PAJERO 3.2/16V DI-D	170CV 3P. MOD.2007	0,8091	3.641,01
MITSUBISHI	PAJERO 3.2/16V DI-D	170CV 5P. MOD.2007	0,8456	3.805,06
NISSAN	CUBE 1.5 DCI 110CV	EURO5	0,4481	2.016,54
NISSAN	JUKE 1.5 DCI DPF	110CV	0,4348	1.956,59
NISSAN	MICRA 1.5 DCI	86CV	0,3836	1.726,14
NISSAN	MURANO 2.5 DCI	190CV	0,7530	3.388,68
NISSAN	NOTE 1.5 DCI 103CV	5 PORTE	0,4304	1.936,93
NISSAN	NOTE 1.5 DCI 86CV	5 PORTE	0,4029	1.812,97
NISSAN	NOTE 1.5 DCI 86CV	MY2009	0,3956	1.780,04
NISSAN	PATHFINDER 2.5 DCI	171CV	0,7354	3.309,17
NISSAN	PATHFINDER 2.5 DCI	190CV	0,7216	3.247,13
NISSAN	PATHFINDER 2.5 DCI 190CV	MY2013	0,7178	3.230,29
NISSAN	PATHFINDER 2.5 DCI LE	190CV	0,8029	3.613,26
NISSAN	PATROL 3.0 TD DI	160CV 3 PORTE	0,7341	3.303,47
NISSAN	PATROL 3.0 TD DI	160CV 5 PORTE	0,7545	3.395,42
NISSAN	QASHQAI 1.5 DCI	106CV	0,4611	2.074,86
NISSAN	QASHQAI 1.5 DCI	110CV MOD.2013	0,4598	2.069,06
NISSAN	QASHQAI 1.6 DCI	130CV	0,4699	2.114,35
NISSAN	QASHQAI 2.0 DCI	150CV	0,5346	2.405,70
NISSAN	QASHQAI 2.0 DCI 4WD	150CV	0,5712	2.570,55
NISSAN	QASHQAI+2 1.5 DCI	103CV	0,4832	2.174,41
NISSAN	QASHQAI+2 2.0 DCI	150CV	0,5585	2.513,30
NISSAN	QASHQAI+2 2.0 DCI 4WD AT	150CV	0,5903	2.656,25
NISSAN	TERRANO 2.7 TDI 125CV	HARD TOP 3 PORTE	0,6526	2.936,60



MARCA	MODELLO	SERIE	COSTO CHILOMETRICO 15.000 KM	FRINGE BENEFIT ANNUALE
NISSAN	TERRANO 3.0 DIT 154CV	3 PORTE	0,6674	3.003,25
NISSAN	X-TRAIL 2.0 DCI	150CV MOD.2013	0,5877	2.644,76
NISSAN	X-TRAIL 2.0 DCI 150CV	MOD.2007	0,6045	2.720,20
NISSAN	X-TRAIL 2.0 DCI 173CV	MOD.2007	0,6328	2.847,61
OPEL	AGILA 1.3 CDTI 75CV	MOD.2008	0,3928	1.767,67
OPEL	ANTARA 2.0/16V CTDI	150CV	0,6250	2.812,37
OPEL	ANTARA 2.2 CDTI 163CV	4X2	0,5885	2.648,13
OPEL	ANTARA 2.2 CDTI 163CV	4X4	0,6040	2.718,13
OPEL	ANTARA 2.2 CDTI 184CV	4X4	0,6390	2.875,65
OPEL	ASTRA 1.3/16V CDTI	90CV 5 PORTE	0,4241	1.908,44
OPEL	ASTRA 1.3/16V CDTI	90CV S.W.	0,4284	1.928,00
OPEL	ASTRA 1.7/16V CDTI	110 CV SW	0,4594	2.067,39
OPEL	ASTRA 1.7/16V CDTI	110CV 5 PORTE	0,4538	2.042,27
OPEL	ASTRA 1.7/16V CDTI	125CV 5 PORTE	0,4638	2.087,13
OPEL	ASTRA 1.7/16V CDTI	125CV S.W.	0,4694	2.112,24
OPEL	ASTRA 1.9 CDTI 120CV	5 PORTE CAMBIO AUT.	0,5243	2.359,56
OPEL	ASTRA 1.9 CDTI 120CV	SW CAMBIO AUT	0,5303	2.386,17
OPEL	ASTRA 1.9/16V CDTI	150CV 5 P. MOD.2005	0,5205	2.342,09
OPEL	ASTRA 1.9/16V CDTI	150CV S.W. MOD.2005	0,5236	2.356,34
OPEL	ASTRA 1.9/16V CDTI 150CV	COUPÉ/CABRIO	0,5540	2.492,96
OPEL	ASTRA 2.0 CDTI 160CV	COSMO S	0,5197	2.338,51
OPEL	ASTRA GTC 1.3/16V CDTI	90CV 3 PORTE	0,4265	1.919,43
OPEL	ASTRA GTC 1.7/16V CDTI	110CV 3 PORTE	0,4554	2.049,51
OPEL	ASTRA GTC 1.7/16V CDTI	125CV 3 PORTE	0,4638	2.087,13
OPEL	ASTRA GTC 1.9 CDTI 120CV	3 PORTE CAMBIO AUT.	0,5227	2.352,31
OPEL	ASTRA GTC 1.9/16V CDTI	150CV 3 PORTE	0,5222	2.350,00
OPEL	CASCADE 2.0 CDTI BITURBO	195CV	0,5928	2.667,72
OPEL	CASCADE 2.0 CDTI ECOTEC	165CV	0,5808	2.613,63
OPEL	COMBO 1.3 CDTI 75CV	TOUR	0,4061	1.827,60
OPEL	COMBO 1.7 CDTI	101CV TOUR	0,4379	1.970,65
OPEL	CORSA 1.3 CDTI	75CV	0,3656	1.645,08
OPEL	CORSA 1.3 CDTI	95CV	0,3766	1.694,64
OPEL	CORSA 1.3/16V CDTI 75CV	MOD.2007	0,3841	1.728,48
OPEL	CORSA 1.3/16V CDTI 90CV	MOD.2007	0,3985	1.793,04
OPEL	CORSA 1.7 CDTI	130CV	0,4458	2.006,19
OPEL	CORSA 1.7/16V CDTI	125CV MOD.2007	0,4510	2.029,37
OPEL	INSIGNIA 2.0 BT CDTI 194CV	BERLINA	0,6029	2.713,25
OPEL	INSIGNIA 2.0 BT CDTI 4X4 194CV	BERLINA	0,6180	2.780,84
OPEL	INSIGNIA 2.0 CDTI	131CV	0,5666	2.549,78
OPEL	INSIGNIA 2.0 CDTI	140CV	0,5326	2.396,50
OPEL	INSIGNIA 2.0 CDTI 130CV AUT	BERLINA EURO 5	0,5521	2.484,27
OPEL	INSIGNIA 2.0 CDTI 130CV AUT	S.W. EURO 5	0,5597	2.518,53
OPEL	INSIGNIA 2.0 CDTI 130CV MAN	BERLINA EURO5	0,5459	2.456,43
OPEL	INSIGNIA 2.0 CDTI 130CV MAN	S.W. EURO5	0,5549	2.496,99
OPEL	INSIGNIA 2.0 CDTI 160CV	BERLINA EURO 5	0,5639	2.537,57
OPEL	INSIGNIA 2.0 CDTI 160CV	S.W. EURO 5	0,5796	2.608,24
OPEL	INSIGNIA ST 2.0 BT CDTI 194CV	SW	0,6092	2.741,42
OPEL	INSIGNIA ST 2.0 BT CDTI 4X4 194CV	SW	0,6341	2.853,66
OPEL	INSIGNIA ST 2.0 CDTI	131CV SW	0,5715	2.571,65
OPEL	INSIGNIA ST 2.0 CDTI	140CV SW	0,5374	2.418,37
OPEL	INSIGNIA ST 2.0 CDTI	160CV	0,5676	2.554,36
OPEL	INSIGNIA ST 2.0 CDTI	160CV SW	0,5842	2.628,82
OPEL	INSIGNIA ST 2.0 CDTI	163CV SW	0,5697	2.563,63




MARCA	MODELLO	SERIE	COSTO CHILOMETRICO 15.000 KM	FRINGE BENEFIT ANNUALE
OPEL	INSIGNIA ST 2.0 CDTI 4X4	163CV SW	0,5986	2.693,61
OPEL	MERIVA 1.3 CDTI 75CV	EURO5	0,4181	1.881,64
OPEL	MERIVA 1.3 CDTI 95CV	EURO5	0,4339	1.952,54
OPEL	MERIVA 1.3/16V CDTI 75CV	5 PORTE	0,4137	1.861,74
OPEL	MERIVA 1.7 CDTI 100CV AUT.	EURO5	0,5108	2.298,51
OPEL	MERIVA 1.7 CDTI 110CV	EURO5	0,4797	2.158,80
OPEL	MERIVA 1.7/16V CDTI 101CV	5 PORTE	0,4517	2.032,70
OPEL	MERIVA 1.7/16V CDTI 125CV	5 PORTE	0,4631	2.084,09
OPEL	MOKKA 1.7 CDTI ECOTEC	130CV 4X2	0,4816	2.167,27
OPEL	MOKKA 1.7 CDTI ECOTEC	130CV 4X4	0,4984	2.242,69
OPEL	NUOVA ASTRA 1.3 CDTI 95CV	EURO5	0,4229	1.903,15
OPEL	NUOVA ASTRA 1.6 CDTI	110CV	0,4582	2.061,99
OPEL	NUOVA ASTRA 1.6 CDTI	136CV	0,4554	2.049,16
OPEL	NUOVA ASTRA 1.7 CDTI 110CV	EURO5	0,4559	2.051,68
OPEL	NUOVA ASTRA 1.7 CDTI 125CV	EURO5	0,4728	2.127,51
OPEL	NUOVA ASTRA 1.7 CDTI GTC	110CV	0,4562	2.052,95
OPEL	NUOVA ASTRA 1.7 CDTI GTC	130CV	0,4642	2.089,04
OPEL	NUOVA ASTRA 2.0 CDTI	165CV	0,5066	2.279,89
OPEL	NUOVA ASTRA 2.0 CDTI 160CV	EURO5	0,5304	2.386,93
OPEL	NUOVA ASTRA ST 1.3 CDTI	95CV S.W.	0,4271	1.921,98
OPEL	NUOVA ASTRA ST 1.7 CDTI	110CV S.W.	0,4714	2.121,33
OPEL	NUOVA ASTRA ST 1.7 CDTI	110CV SW	0,4488	2.019,54
OPEL	NUOVA ASTRA ST 1.7 CDTI	125CV S.W.	0,4842	2.179,08
OPEL	NUOVA ASTRA ST 1.7 CDTI	130CV SW	0,4796	2.158,00
OPEL	NUOVA ASTRA ST 2.0 CDTI	160CV S.W.	0,5504	2.476,81
OPEL	NUOVA ASTRA ST 2.0 CDTI	165CV SW	0,5233	2.354,69
OPEL	SIGNUM 1.9 CDTI	120CV BERLINA 5P.	0,5600	2.520,21
OPEL	SIGNUM 1.9/16V CDTI	150CV BERLINA 5P.	0,5747	2.586,18
OPEL	SIGNUM 3.0 V6 CDTI 184CV	BERLINA	0,6491	2.921,01
OPEL	TIGRA 1.3 CDTI 70CV	SPIDER/COUPÉ	0,4337	1.951,71
OPEL	VECTRA 1.9 CDTI	120CV 4 PORTE	0,5349	2.407,20
OPEL	VECTRA 1.9 CDTI	120CV S.W.	0,5438	2.446,91
OPEL	VECTRA 1.9/16V CDTI	150CV 4 PORTE	0,5496	2.473,17
OPEL	VECTRA 1.9/16V CDTI	150CV S.W.	0,5568	2.505,61
OPEL	VECTRA 3.0 V6 184CV	S.W.	0,6483	2.917,52
OPEL	VIVARO 1.9 CDTI	100CV	0,5578	2.510,18
OPEL	VIVARO 2.0 CDTI 120	114CV COMBI	0,6210	2.794,58
OPEL	VIVARO 2.0 CDTI 90	90CV COMBI	0,6076	2.734,30
OPEL	VIVARO 2.5 CDTI 150	146CV COMBI	0,6663	2.998,22
OPEL	ZAFIRA 1.9 CDTI 120CV	MOD.2008	0,5335	2.400,71
OPEL	ZAFIRA 1.7 CDTI	110CV ONE	0,4885	2.198,31
OPEL	ZAFIRA 1.7 CDTI	125CV ONE	0,4944	2.224,76
OPEL	ZAFIRA 1.7 CDTI 110CV	MOD.2008	0,4904	2.206,72
OPEL	ZAFIRA 1.7 CDTI 125CV	ECOFLEX	0,5063	2.278,37
OPEL	ZAFIRA 1.9 CDTI 150CV	MOD.2008	0,5434	2.445,51
OPEL	ZAFIRA TOURER 2.0 CDTI	110CV	0,5436	2.446,18
OPEL	ZAFIRA TOURER 2.0 CDTI	130CV	0,5520	2.483,87
OPEL	ZAFIRA TOURER 2.0 CDTI AUT.	165CV	0,5982	2.692,05
OPEL	ZAFIRA TOURER 2.0 CDTI S.&S.	165CV	0,5631	2.533,84
PEUGEOT	1007 1.4 HDI	68CV	0,4011	1.804,81
PEUGEOT	1007 1.6/16V HDI	109CV	0,4474	2.013,46
PEUGEOT	107 1.4 HDI	54CV	0,3480	1.566,06
PEUGEOT	2008 1.4 8V HDI	68CV	0,3864	1.738,97



MARCA	MODELLO	SERIE	COSTO CHILOMETRICO 15.000 KM	FRINGE BENEFIT ANNUALE
PEUGEOT	2008 1.6 8V E-HDI 92CV	S&S	0,4195	1.887,57
PEUGEOT	2008 1.6 E-HDI	115CV	0,4395	1.977,68
PEUGEOT	206 1.4 HDI 68CV	S.W. MOD.2003	0,3939	1.772,71
PEUGEOT	206 1.4 HDI 68CV	3 PORTE MOD.2003	0,3805	1.712,04
PEUGEOT	206 1.4 HDI 68CV	5 PORTE MOD.2003	0,3818	1.717,92
PEUGEOT	206 1.4 HDI FAP 68CV	EURO5	0,3744	1.685,00
PEUGEOT	206 1.6/16V HDI	COUPÉ-CABRIOLET	0,4605	2.072,12
PEUGEOT	206 1.6/16V HDI 110CV	S.W.	0,4371	1.966,87
PEUGEOT	206 PLUS 1.4 HDI 70CV	MOD.2009	0,3695	1.662,90
PEUGEOT	207 1.4 HDI 68CV	BERLINA	0,3822	1.719,77
PEUGEOT	207 1.4 HDI FAP 68CV	EURO5	0,3795	1.707,59
PEUGEOT	207 1.6 16V HDI FAP 112CV	EURO5	0,4404	1.981,80
PEUGEOT	207 1.6 16V HDI FAP 92CV	EURO5	0,4229	1.902,89
PEUGEOT	207 1.6 HDI 112CV	S.W. EURO5	0,4484	2.017,73
PEUGEOT	207 1.6 HDI 92CV	S.W. EURO5	0,4263	1.918,35
PEUGEOT	207 1.6/16V HDI 110CV	BERLINA	0,4480	2.015,79
PEUGEOT	207 1.6/16V HDI 110CV	COUPÉ-CABRIO	0,4779	2.150,58
PEUGEOT	207 1.6/16V HDI 110CV	S.W.	0,4603	2.071,13
PEUGEOT	207 1.6/16V HDI 90CV	BERLINA	0,4403	1.981,14
PEUGEOT	207 1.6/16V HDI 90CV	S.W.	0,4261	1.917,50
PEUGEOT	208 1.4 8V E-HDI	68CV S&S	0,3825	1.721,12
PEUGEOT	208 1.4 8V HDI	68CV	0,3700	1.665,02
PEUGEOT	208 1.6 8V E-HDI	115CV S&S	0,4302	1.935,98
PEUGEOT	208 1.6 8V E-HDI	92CV S&S	0,4129	1.858,15
PEUGEOT	3008 1.6 8V E-HDI	112CV	0,4846	2.180,50
PEUGEOT	3008 1.6 8V E-HDI	115CV	0,4788	2.154,43
PEUGEOT	3008 1.6 8V E-HDI ETG6	115CV	0,4921	2.214,58
PEUGEOT	3008 1.6 8V HDI	112CV	0,4941	2.223,30
PEUGEOT	3008 1.6 8V HDI	115CV	0,4695	2.112,64
PEUGEOT	3008 1.6 BLUEHDI	120CV	0,4591	2.066,09
PEUGEOT	3008 1.6 HDI	110CV	0,5025	2.261,18
PEUGEOT	3008 2.0 BLUEHDI	150CV	0,4914	2.211,47
PEUGEOT	3008 2.0 HDI	150CV	0,5609	2.523,94
PEUGEOT	3008 2.0 HDI	163CV	0,5994	2.697,42
PEUGEOT	3008 2.0 HDI 150CV	EURO5	0,5615	2.526,94
PEUGEOT	3008 2.0 HDI 163CV	AUT. EURO5	0,6038	2.716,89
PEUGEOT	3008 2.0 HDI 163CV	EURO5	0,5585	2.513,04
PEUGEOT	307 1.6/16V HDI 110CV	FAP 3 PORTE	0,4482	2.017,07
PEUGEOT	307 1.6/16V HDI 110CV	FAP 5 PORTE	0,4510	2.029,67
PEUGEOT	307 1.6/16V HDI 110CV	FAP S.W.	0,4591	2.065,93
PEUGEOT	307 1.6/16V HDI 110CV	FAP STATION	0,4563	2.053,30
PEUGEOT	307 1.6/16V HDI 90CV	BERLINA	0,4321	1.944,52
PEUGEOT	307 1.6/16V HDI 90CV	S.W.	0,4446	2.000,62
PEUGEOT	307 1.6/16V HDI 90CV	STATION	0,4402	1.980,74
PEUGEOT	307 2.0/16V HDI 136CV	COUPÉ-CABRIO	0,5503	2.476,36
PEUGEOT	307 2.0/16V HDI 136CV	FAP 3 PORTE	0,4975	2.238,69
PEUGEOT	307 2.0/16V HDI 136CV	FAP 5 PORTE	0,5003	2.251,29
PEUGEOT	307 2.0/16V HDI 136CV	FAP S.W.	0,5100	2.294,79
PEUGEOT	308 1.6 8V E-HDI 115CV	S&S SW	0,4498	2.023,96
PEUGEOT	308 1.6 8V E-HDI 115CV	S&S MOD.2013	0,4345	1.955,20
PEUGEOT	308 1.6 8V E-HDI 115CV	SW	0,4388	1.974,79
PEUGEOT	308 1.6 8V HDI 92CV	MOD.2013	0,4223	1.900,51
PEUGEOT	308 1.6 8V HDI 92CV	SW	0,4317	1.942,70



MARCA	MODELLO	SERIE	COSTO CHILOMETRICO 15.000 KM	FRINGE BENEFIT ANNUALE
PEUGEOT	308 1.6 HDI 112CV	EURO5	0,4445	2.000,33
PEUGEOT	308 1.6 HDI 112CV	S.W. EURO5	0,4539	2.042,73
PEUGEOT	308 1.6 HDI FAP 112CV	CC EURO5	0,5118	2.303,20
PEUGEOT	308 1.6 HDI FAP 92CV	EURO5	0,4361	1.962,43
PEUGEOT	308 1.6 HDI FAP 92CV	S.W. EURO5	0,4471	2.012,01
PEUGEOT	308 1.6/16V HDI 110CV	BERLINA	0,4515	2.031,73
PEUGEOT	308 1.6/16V HDI 110CV	SW	0,4613	2.075,82
PEUGEOT	308 1.6/16V HDI 90CV	BERLINA	0,4218	1.898,10
PEUGEOT	308 1.6/16V HDI 90CV	SW	0,4329	1.948,20
PEUGEOT	308 2.0 HDI FAP 140CV	CC EURO5	0,5834	2.625,13
PEUGEOT	308 2.0 HDI FAP 140CV	EURO5	0,5208	2.343,63
PEUGEOT	308 2.0 HDI FAP 140CV	S.W. EURO5	0,5382	2.422,08
PEUGEOT	308 2.0 HDI FAP 163CV	CC EURO5	0,6094	2.742,36
PEUGEOT	308 2.0/16V HDI 136CV	BERLINA	0,5032	2.264,42
PEUGEOT	308 2.0/16V HDI 136CV	SW	0,5268	2.370,79
PEUGEOT	4007 2.2 HDI 156CV	EURO5	0,6425	2.891,14
PEUGEOT	4007 2.2/16V HDI	160CV	0,6364	2.864,02
PEUGEOT	407 1.6 HDI 109CV	BERLINA	0,4917	2.212,85
PEUGEOT	407 1.6 HDI 109CV	SW	0,4925	2.216,18
PEUGEOT	407 2.0 HDI 140CV	BERLINA	0,5387	2.424,30
PEUGEOT	407 2.0 HDI 140CV	SW	0,5419	2.438,49
PEUGEOT	407 2.0 HDI 163CV	COUPÉ	0,6096	2.743,39
PEUGEOT	407 2.0 HDI AUT 136CV	BERLINA	0,5743	2.584,47
PEUGEOT	407 2.0 HDI AUT 136CV	SW	0,5827	2.622,34
PEUGEOT	407 2.0 HDI FAP 163CV	COUPÉ EURO5	0,6250	2.812,57
PEUGEOT	407 2.2/16V HDI 170CV	BERLINA	0,6064	2.728,73
PEUGEOT	407 2.2/16V HDI 170CV	S.W.	0,6148	2.766,63
PEUGEOT	407 2.7/24V V6 HDI 204CV	BERLINA	0,6970	3.136,41
PEUGEOT	407 2.7/24V V6 HDI 204CV	COUPÉ	0,7146	3.215,51
PEUGEOT	407 2.7/24V V6 HDI 204CV	S.W.	0,7064	3.178,93
PEUGEOT	407 3.0 V6 24V HDI 241CV	COUPÉ	0,7519	3.383,64
PEUGEOT	5008 1.6 16V HDI	110CV	0,4929	2.218,10
PEUGEOT	5008 1.6 8V E-HDI S&S ETG6	115CV	0,4859	2.186,71
PEUGEOT	5008 1.6 8V HDI	115CV	0,4820	2.168,97
PEUGEOT	5008 1.6 E-HDI 115CV	S&S	0,4924	2.215,67
PEUGEOT	5008 2.0 16V HDI 150CV	EURO 5	0,5574	2.508,18
PEUGEOT	5008 2.0 HDI	163CV	0,5850	2.632,57
PEUGEOT	508 1.6 8V E-HDI 115 CV	S&S	0,4822	2.169,92
PEUGEOT	508 1.6 8V E-HDI S&S ETG6	115CV	0,4826	2.171,82
PEUGEOT	508 1.6 8V E-HDI S&S ETG6	115CV SW	0,4872	2.192,52
PEUGEOT	508 1.6 HDI FAP	112CV	0,4906	2.207,73
PEUGEOT	508 2.0 HDI FAP	140CV	0,5468	2.460,78
PEUGEOT	508 2.0 HDI FAP	163CV	0,5784	2.602,68
PEUGEOT	508 2.2 HDI FAP	204CV	0,6769	3.045,93
PEUGEOT	508 SW 1.6 E-HDI 115 CV	S&S	0,4868	2.190,78
PEUGEOT	508 SW 1.6 HDI FAP	112CV	0,4954	2.229,32
PEUGEOT	508 SW 1.6E HDI	115CV	0,5018	2.258,02
PEUGEOT	508 SW 2.0 HDI	140CV	0,5538	2.492,10
PEUGEOT	508 SW 2.0 HDI	163V	0,5731	2.578,98
PEUGEOT	508 SW 2.0 HDI FAP	140CV	0,5515	2.481,65
PEUGEOT	508 SW 2.0 HDI FAP	163CV	0,5862	2.637,88
PEUGEOT	508 SW 2.2 HDI FAP	204CV	0,6847	3.081,17
PEUGEOT	607 2.0/16V HDI 136CV	BERLINA	0,6474	2.913,24



MARCA	MODELLO	SERIE	COSTO CHILOMETRICO 15.000 KM	FRINGE BENEFIT ANNUALE
PEUGEOT	607 2.2/16V HDI 170CV	BI-TURBO FAP	0,6922	3.115,07
PEUGEOT	607 2.7 V6 24V HDI FAP	204CV	0,7809	3.513,86
PEUGEOT	807 2.0 HDI FAP 136CV	EURO5	0,5983	2.692,36
PEUGEOT	807 2.0 HDI FAP 163CV	AUTOMATIC EURO5	0,6427	2.892,05
PEUGEOT	807 2.0 HDI FAP 163CV	EURO5	0,6110	2.749,52
PEUGEOT	807 2.0/16V HDI	120CV	0,5777	2.599,46
PEUGEOT	807 2.0/16V HDI	136CV FAP	0,5899	2.654,36
PEUGEOT	807 2.2/16V HDI	170CV	0,6476	2.914,42
PEUGEOT	BIPPER TEPEE 1.4 HDI 70CV	MOD. 2009	0,3827	1.722,30
PEUGEOT	PARTNER TEPEE 1.6 E-HDI	92CV S&S	0,4454	2.004,19
PEUGEOT	PARTNER TEPEE 1.6 HDI	112CV EURO5	0,4623	2.080,37
PEUGEOT	PARTNER TEPEE 1.6 HDI	92CV EURO5	0,4381	1.971,49
PEUGEOT	RANCH 1.6/16V HDI 90CV	MOD.2006	0,4374	1.968,08
PEUGEOT	RCZ 2.0 16V HDI	163CV	0,5801	2.610,48
PORSCHE	CAYENNE DIESEL 3.0	245CV	0,9104	4.096,89
PORSCHE	CAYENNE DIESEL 3.0 V6	239CV	0,8584	3.862,64
PORSCHE	PANAMERA 3.0 250CV	DIESEL	1,0002	4.500,88
PORSCHE	PANAMERA DIESEL 3.0	250CV	1,0200	4.590,04
RENAULT	CLIO 1.5 DCI 68CV	STORIA	0,3729	1.677,95
RENAULT	CLIO 1.5 DCI 105CV	BERLINA	0,4231	1.904,13
RENAULT	CLIO 1.5 DCI 105CV	MOD.2005	0,4154	1.869,31
RENAULT	CLIO 1.5 DCI 105CV SPORTOUR	SW	0,4343	1.954,33
RENAULT	CLIO 1.5 DCI 65CV	BERLINA	0,3838	1.727,15
RENAULT	CLIO 1.5 DCI 65CV SPORTOUR	SW	0,3924	1.765,97
RENAULT	CLIO 1.5 DCI 68CV	BERLINA	0,3797	1.708,71
RENAULT	CLIO 1.5 DCI 68CV SPORTOUR	SW	0,3887	1.749,21
RENAULT	CLIO 1.5 DCI 70CV	MOD.2005	0,3826	1.721,69
RENAULT	CLIO 1.5 DCI 75CV	SPORTOUR SW	0,3911	1.759,84
RENAULT	CLIO 1.5 DCI 85CV	MOD.2005	0,3865	1.739,34
RENAULT	CLIO 1.5 DCI 85CV CONFORT	BERLINA	0,3982	1.792,02
RENAULT	CLIO 1.5 DCI 85CV DYNAMIQUE	BERLINA	0,3959	1.781,61
RENAULT	CLIO 1.5 DCI 85CV SPORTOUR	SW	0,4037	1.816,47
RENAULT	CLIO STORIA 1.5 DCI 65CV	MOD.2004	0,3754	1.689,26
RENAULT	ESPACE 2.0 DCI	130CV	0,5976	2.689,24
RENAULT	ESPACE 2.0 DCI	150CV	0,6131	2.758,90
RENAULT	ESPACE 2.0 DCI	175CV	0,6606	2.972,92
RENAULT	ESPACE 3.0/24V DCI V6	180CV	0,7882	3.546,68
RENAULT	GRAND ESPACE 2.0 DCI	150CV	0,6263	2.818,34
RENAULT	GRAND ESPACE 2.0 DCI	150CV ESM	0,6032	2.714,42
RENAULT	GRAND ESPACE 2.0 DCI	175CV	0,6739	3.032,35
RENAULT	GRAND ESPACE 2.0 DCI	175CV ESM	0,6212	2.795,38
RENAULT	GRAND ESPACE 3.0/24V DCI V6	180CV	0,7989	3.595,22
RENAULT	GRAND MODUS 1.5 DCI	105CV	0,4257	1.915,74
RENAULT	GRAND MODUS 1.5 DCI	68CV	0,3974	1.788,21
RENAULT	GRAND MODUS 1.5 DCI	85CV	0,4008	1.803,70
RENAULT	GRAND SCENIC 1.5 DCI	105CV	0,4609	2.074,08
RENAULT	GRAND SCENIC 1.9 DCI	130CV	0,5240	2.358,14
RENAULT	GRAND SCENIC 2.0 DCI	150CV	0,5484	2.467,73
RENAULT	KANGOO 1.5 DCI	110CV	0,4498	2.024,06
RENAULT	KANGOO 1.5 DCI	75CV	0,4241	1.908,50
RENAULT	KANGOO 1.5 DCI	90CV	0,4299	1.934,51
RENAULT	KANGOO 1.5 DCI 105CV	MOD.2008	0,4406	1.982,78
RENAULT	KANGOO 1.5 DCI 68CV	MOD.2008	0,4135	1.860,80




MARCA	MODELLO	SERIE	COSTO CHILOMETRICO 15.000 KM	FRINGE BENEFIT ANNUALE
RENAULT	KANGOO 1.5 DCI 85CV	MOD.2008	0,4281	1.926,42
RENAULT	KOLEOS 2.0 DCI 150CV	4X2 MY2010	0,5727	2.577,34
RENAULT	KOLEOS 2.0 DCI 150CV	4X4 MY2010	0,6049	2.721,90
RENAULT	KOLEOS 2.0 DCI 4X2	150CV	0,5670	2.551,63
RENAULT	KOLEOS 2.0 DCI 4X4	150CV	0,5931	2.669,12
RENAULT	KOLEOS 2.0 DCI 4X4	175CV	0,6207	2.793,16
RENAULT	KOLEOS 2.0 DCI ESM	150CV 4X2	0,5569	2.505,83
RENAULT	KOLEOS 2.0 DCI ESM	150CV 4X4	0,5766	2.594,88
RENAULT	KOLEOS 2.0 DCI ESM	175CV 4X4	0,6038	2.717,21
RENAULT	LAGUNA 2.0 DCI 180CV	COUPÉ	0,6497	2.923,68
RENAULT	LAGUNA 2.0 DCI 180CV GT	BERLINA	0,6181	2.781,60
RENAULT	LAGUNA 2.0 DCI 180CV GT	SPORTOUR SW	0,6273	2.823,06
RENAULT	LAGUNA 2.0/16V DCI 150CV	BERLINA MOD.2008	0,5512	2.480,49
RENAULT	LAGUNA 2.0/16V DCI 150CV	SPORTOUR S.W.	0,5588	2.514,74
RENAULT	LAGUNA 2.0/16V DCI 175CV	BERLINA MOD.2008	0,6253	2.813,80
RENAULT	LAGUNA 2.0/16V DCI 175CV	SPORTOUR S.W.	0,6321	2.844,41
RENAULT	LAGUNA 3.0 DCI V6 235CV	COUPÉ	0,7311	3.289,85
RENAULT	LAGUNA COUPÉ 1.5 DCI	110CV	0,4560	2.051,83
RENAULT	LAGUNA COUPÉ 2.0 DCI	150CV	0,5226	2.351,69
RENAULT	LAGUNA COUPÉ 2.0 DCI	175CV	0,5376	2.419,31
RENAULT	LAGUNA SPORTOUR 1.5 DCI	110CV SW	0,4594	2.067,18
RENAULT	LAGUNA SPORTOUR 2.0 DCI	150CV SW	0,5459	2.456,57
RENAULT	LAGUNA SPORTOUR 2.0 DCI	175CV SW	0,5556	2.500,24
RENAULT	MEGANE 1.5 DCI	110CV	0,4218	1.898,26
RENAULT	MEGANE 1.5 DCI	90CV	0,4303	1.936,45
RENAULT	MEGANE 1.5 DCI 110CV FAP	EURO5	0,4420	1.989,15
RENAULT	MEGANE 1.5 DCI 110CV FAP	EURO5 COUPÉ	0,4329	1.948,03
RENAULT	MEGANE 1.5 DCI 110CV FAP	EURO5 SPORT TOUR	0,4412	1.985,53
RENAULT	MEGANE 1.5 DCI 110CV FAP EDC	EURO5	0,4463	2.008,28
RENAULT	MEGANE 1.5 DCI 110CV FAP EDC	EURO5 COUPÉ	0,4419	1.988,60
RENAULT	MEGANE 1.5 DCI 110CV FAP EDC	EURO5 SPORT TOUR	0,4582	2.062,11
RENAULT	MEGANE 1.5 DCI 90CV FAP	EURO5	0,4298	1.934,15
RENAULT	MEGANE 1.5 DCI 90CV FAP	EURO5 COUPÉ	0,4254	1.914,26
RENAULT	MEGANE 1.5 DCI 90CV FAP	EURO5 SPORT TOUR	0,4337	1.951,77
RENAULT	MEGANE 1.6 DCI	130CV	0,4688	2.109,61
RENAULT	MEGANE 1.9 DCI 130CV FAP	EURO5	0,5089	2.290,21
RENAULT	MEGANE 1.9 DCI 130CV FAP	EURO5 COUPÉ	0,5070	2.281,53
RENAULT	MEGANE 1.9 DCI 130CV FAP	EURO5 SPORT TOUR	0,5125	2.306,38
RENAULT	MEGANE 2.0 DCI	165CV	0,5486	2.468,92
RENAULT	MEGANE 2.0 DCI 160CV FAP	EURO5 COUPÉ	0,5666	2.549,60
RENAULT	MEGANE C-C 1.5 DCI	110CV	0,4808	2.163,71
RENAULT	MEGANE C-C 1.9 DCI	130CV	0,5511	2.480,16
RENAULT	MEGANE COUPÉ 1.5 DCI	110CV	0,4022	1.809,93
RENAULT	MEGANE COUPÉ 1.6 DCI	130CV	0,4423	1.990,14
RENAULT	MEGANE II 1.5 DCI	105CV 3 PORTE	0,4091	1.841,14
RENAULT	MEGANE II 1.5 DCI	85CV 3 PORTE	0,3985	1.793,44
RENAULT	MEGANE II 1.9 DCI	130CV 3 PORTE	0,4873	2.192,88
RENAULT	MEGANE II 1.9 DCI	130CV 4 PORTE	0,4953	2.228,70
RENAULT	MEGANE II 2.0/16V DCI	175CV	0,5732	2.579,37
RENAULT	MEGANE II 2.0/16V DCI 150CV	3 PORTE	0,5132	2.309,35
RENAULT	MEGANE II C-C 1.5 DCI	105CV	0,4751	2.138,06
RENAULT	MEGANE II C-C 1.9 DCI	130CV	0,5314	2.391,23
RENAULT	MEGANE II C-C 2.0/16V DCI	150CV	0,5506	2.477,63



MARCA	MODELLO	SERIE	COSTO CHILOMETRICO 15.000 KM	FRINGE BENEFIT ANNUALE
RENAULT	MEGANE II GR.TOUR 1.5 DCI	105CV S.W.	0,4233	1.905,02
RENAULT	MEGANE II GR.TOUR 1.5 DCI	85CV S.W.	0,4135	1.860,95
RENAULT	MEGANE II GR.TOUR 1.9 DCI	130CV S.W.	0,5013	2.255,78
RENAULT	MEGANE II GR.TOUR 2.0/16V	DCI 150CV S.W.	0,5206	2.342,62
RENAULT	MEGANE III 1.5 DCI 110CV	MOD. 2009 COUPÉ	0,4377	1.969,50
RENAULT	MEGANE III 1.5 DCI 110CV	MOD.2009	0,4305	1.937,08
RENAULT	MEGANE III 1.5 DCI 110CV S.TOUR	MOD.2009 S.W.	0,4245	1.910,33
RENAULT	MEGANE III 1.5 DCI 90CV	MOD.2009	0,4123	1.855,13
RENAULT	MEGANE III 1.5 DCI 90CV S.TOUR	MOD.2009 S.W.	0,4173	1.878,03
RENAULT	MEGANE III 1.9 DCI 130CV	MOD.2009	0,4899	2.204,72
RENAULT	MEGANE III 1.9 DCI 130CV	MOD.2009 COUPÉ	0,4933	2.220,02
RENAULT	MEGANE III 1.9 DCI 130CV S.TOUR	MOD.2009 S.W.	0,4926	2.216,89
RENAULT	MEGANE III 2.0 DCI 150CV S.TOUR	MOD.2009 S.W.	0,5541	2.493,41
RENAULT	MEGANE III C-C 1.5 DCI 110CV	EURO5 COUPÉ	0,5011	2.254,96
RENAULT	MEGANE III C-C 1.9 DCI 130CV	EURO5 COUPÉ	0,5668	2.550,61
RENAULT	MEGANE SPORTOUR 1.5 DCI	110CV SW	0,4184	1.882,64
RENAULT	MEGANE SPORTOUR 1.6 DCI	130CV SW	0,4525	2.036,04
RENAULT	MEGANE ST 1.5 DCI 95CV	SW MY2014	0,4169	1.875,99
RENAULT	MODUS 1.5 DCI 105CV	MOD.2008	0,4218	1.898,08
RENAULT	MODUS 1.5 DCI 68CV	MOD.2008	0,3974	1.788,21
RENAULT	MODUS 1.5 DCI 85CV	MOD.2008	0,4008	1.803,70
RENAULT	SCENIC 1.5 DCI	106CV	0,4483	2.017,52
RENAULT	SCENIC 1.5 DCI	86CV	0,4369	1.966,24
RENAULT	SCENIC 1.5 DCI 110CV	MOD.2009	0,4641	2.088,39
RENAULT	SCENIC 1.5 DCI 110CV	MOD.2012	0,4498	2.024,24
RENAULT	SCENIC 1.9 DCI	130CV	0,5171	2.326,88
RENAULT	SCENIC 1.9 DCI 130CV	MOD.2009	0,5315	2.391,83
RENAULT	SCENIC 2.0 DCI	150CV	0,5456	2.455,13
RENAULT	SCENIC 2.0 DCI 150CV	MOD.2009	0,5925	2.666,30
RENAULT	SCENIC X-MOD 1.5 DCI	105CV	0,4468	2.010,49
RENAULT	SCENIC X-MOD 1.5 DCI	110CV	0,4521	2.034,53
RENAULT	SCENIC X-MOD 1.5 DCI 110CV	MOD. 2012	0,4531	2.038,83
RENAULT	SCENIC X-MOD 1.9 DCI	130CV	0,5189	2.335,11
RENAULT	SCENIC X-MOD 2.0 DCI	150CV	0,5794	2.607,31
RENAULT	SCENIC X-MOD 2.0 DCI	160CV	0,5630	2.533,39
RENAULT	TRAFIC 1.9 DCI	100CV KOMBI	0,5662	2.547,71
RENAULT	TWINGO 1.5 DCI	75CV	0,3521	1.584,34
RENAULT	TWINGO 1.5 DCI 64CV	MY2010	0,3667	1.649,97
RENAULT	TWINGO 1.5 DCI 70CV	MOD.2007	0,3670	1.651,38
RENAULT	VEL SATIS 2.0/16V DCI	175CV	0,6706	3.017,70
RENAULT	VEL SATIS 2.2/16V DCI	139CV	0,6847	3.081,37
RENAULT	VEL SATIS 3.0/24V V6	181CV	0,7672	3.452,18
SAAB	9-3 SPORT SEDAN 1.9/16V TID	150CV BERLINA	0,5749	2.587,10
SAAB	9-3 1.9/16V TID 150CV	CABRIO	0,6291	2.831,16
SAAB	9-3 1.9/16V TTID 180CV	CABRIO	0,6381	2.871,41
SAAB	9-3 SPORT SEDAN 1.9 TTID	180CV MOD.2008	0,5958	2.681,15
SAAB	9-3 SPORT SEDAN 1.9 TID	120CV BERLINA	0,5594	2.517,51
SAAB	9-3 SPORHATCH 1.9 TID	120CV S.W.	0,5707	2.567,93
SAAB	9-3 SPORHATCH 1.9 TTID	180CV MOD.2008 SW	0,6081	2.736,51
SAAB	9-3 SPORHATCH 1.9/16V TID	150CV S.W.	0,5919	2.663,65
SAAB	9-5 1.9 TID 150CV	BERLINA	0,6112	2.750,62
SAAB	9-5 1.9 TID 150CV	S.W.	0,6268	2.820,45
SAAB	9-5 2.0 TID	160CV	0,6325	2.846,11



MARCA	MODELLO	SERIE	COSTO CHILOMETRICO 15.000 KM	FRINGE BENEFIT ANNUALE
SAAB	9-5 2.0 TTID	190CV	0,6654	2.994,41
SANTANA	PS 300 1.6 HDI 90CV	3 PORTE	0,4666	2.099,56
SANTANA	PS 350 1.6 HDI 90CV	5 PORTE	0,4754	2.139,20
SEAT	ALHAMBRA 1.9 TDI	115CV MOD.2005	0,6121	2.754,55
SEAT	ALHAMBRA 1.9 TDI 115CV	TOTAL TRAC. 4 MOD. 2005	0,6131	2.758,86
SEAT	ALHAMBRA 2.0 TDI	140CV	0,5788	2.604,47
SEAT	ALHAMBRA 2.0 TDI	170CV	0,6318	2.843,09
SEAT	ALHAMBRA 2.0 TDI CR	140CV EURO5	0,5726	2.576,63
SEAT	ALHAMBRA 2.0 TDI CR 4WD	140CV EURO5	0,5997	2.698,55
SEAT	ALTEA 1.9 TDI 105CV	5 PORTE	0,4665	2.099,16
SEAT	ALTEA 2.0/16V TDI 140CV	5 PORTE	0,5296	2.383,16
SEAT	ALTEA 2.0/16V TDI FR	170CV	0,5566	2.504,74
SEAT	ALTEA XL 1.6 TDI CR	105CV EURO5	0,4367	1.965,27
SEAT	ALTEA XL 1.9 TDI	105CV	0,4659	2.096,66
SEAT	ALTEA XL 2.0 TDI	140CV EURO5	0,4889	2.199,97
SEAT	ALTEA XL 2.0 TDI	140CV FREETRACK	0,5513	2.480,83
SEAT	ALTEA XL 2.0/16V TDI	140CV	0,5244	2.359,63
SEAT	ALTEA XL 2.0/16V TDI	170CV	0,5590	2.515,58
SEAT	ALTEA XL 2.0/16V TDI	170CV FREETRACK 4X4	0,5943	2.674,30
SEAT	CORDOBA 1.4 TDI	80CV	0,4043	1.819,20
SEAT	CORDOBA 1.9 TDI	100CV	0,4569	2.056,10
SEAT	EXEO 2.0 TDI 143CV	EURO 5	0,5315	2.391,71
SEAT	EXEO 2.0 TDI 170CV	EURO 5	0,5622	2.529,83
SEAT	EXEO 2.0 TDI CV CR	120CV EURO5	0,5300	2.384,87
SEAT	EXEO 2.0 TDI CV CR	143CV EURO5	0,5516	2.482,17
SEAT	EXEO ST 2.0 TDI 143CV	S.W.	0,5416	2.437,24
SEAT	EXEO ST 2.0 TDI 170CV	S.W.	0,5697	2.563,44
SEAT	EXEO ST 2.0 TDI CV CR	120CV EURO5	0,5390	2.425,46
SEAT	EXEO ST 2.0 TDI CV CR	140CV EURO5	0,5606	2.522,73
SEAT	IBIZA 1.2 TDI CR 75CV	EURO5	0,3582	1.611,80
SEAT	IBIZA 1.4 TDI 70CV	MOD.2006	0,3820	1.718,92
SEAT	IBIZA 1.4 TDI 80CV	MOD.2006	0,4016	1.807,33
SEAT	IBIZA 1.4 TDI 80CV	MOD.2008	0,3904	1.756,96
SEAT	IBIZA 1.6 TDI CR 105CV	EURO5	0,4123	1.855,18
SEAT	IBIZA 1.6 TDI CR 90CV	EURO5	0,4082	1.836,85
SEAT	IBIZA 1.9 TDI 100CV	MOD.2006	0,4552	2.048,37
SEAT	IBIZA 1.9 TDI 105CV	MOD.2008	0,4476	2.014,31
SEAT	IBIZA 1.9 TDI 130CV	MOD.2006	0,4844	2.179,74
SEAT	IBIZA 1.9 TDI 160CV	MOD.2006	0,5152	2.318,35
SEAT	IBIZA 2.0 TDI CR 143CV	EURO5	0,4796	2.158,31
SEAT	IBIZA ST 1.2 TDI CR	75CV EURO5	0,3781	1.701,32
SEAT	IBIZA ST 1.2 TDI CR	75CV STATION WAGON	0,4153	1.868,91
SEAT	IBIZA ST 1.6 TDI	105CV STATION WAGON	0,4382	1.971,99
SEAT	IBIZA ST 1.6 TDI CR	90CV STATION WAGON	0,4051	1.822,84
SEAT	LEON 1.6 TDI	105CV	0,4333	1.949,80
SEAT	LEON 1.6 TDI CR SC	105CV S&S EURO5	0,4408	1.983,52
SEAT	LEON 1.6 TDI CR SC	90CV EURO5	0,4253	1.913,79
SEAT	LEON 1.9 TDI	105CV MOD.2006	0,4678	2.104,91
SEAT	LEON 1.9 TDI	90CV	0,4548	2.046,75
SEAT	LEON 1.9 TDI 105CV	MOD.2009	0,4845	2.180,07
SEAT	LEON 1.9 TDI 90CV	MOD.2009	0,4643	2.089,20
SEAT	LEON 2.0 TDI	140CV MOD.2006	0,5102	2.296,10
SEAT	LEON 2.0 TDI CR SC	150CV S&S EURO5	0,4978	2.240,04




MARCA	MODELLO	SERIE	COSTO CHILOMETRICO 15.000 KM	FRINGE BENEFIT ANNUALE
SEAT	LEON 2.0 TDI FR	170CV	0,5408	2.433,50
SEAT	LEON ST 1.6 TDI 105CV	4DRIVE SW	0,4856	2.185,40
SEAT	LEON ST 1.6 TDI 105CV	SW MY2014	0,4538	2.042,32
SEAT	TOLEDO 1.6 TDI	105CV	0,4399	1.979,65
SEAT	TOLEDO 1.9 TDI 105CV	MOD.2005	0,4896	2.203,01
SEAT	TOLEDO 2.0 TDI 140CV	MOD.2005	0,5231	2.354,10
SKODA	FABIA 1.4 TDI 69CV	MOD.2007	0,3773	1.697,73
SKODA	FABIA 1.4 TDI 80CV	MOD.2007	0,3885	1.748,14
SKODA	FABIA 1.6 TDI CR 105CV	EURO5	0,4310	1.939,59
SKODA	FABIA 1.6 TDI CR 75CV	EURO5	0,4106	1.847,59
SKODA	FABIA 1.6 TDI CR 90CV	EURO5	0,4232	1.904,32
SKODA	FABIA 1.9 TDI 105CV	MOD.2007	0,4458	2.006,03
SKODA	FABIA WAGON 1.2 TDI CR 75CV	EURO5	0,3786	1.703,78
SKODA	FABIA WAGON 1.4 TDI 69CV	S.W. MOD.2008	0,3812	1.715,35
SKODA	FABIA WAGON 1.4 TDI 80CV	S.W. MOD.2008	0,3924	1.765,73
SKODA	FABIA WAGON 1.6 TDI CR 105CV	EURO5	0,4358	1.960,93
SKODA	FABIA WAGON 1.6 TDI CR 75CV	EURO5	0,4155	1.869,71
SKODA	FABIA WAGON 1.6 TDI CR 90CV	EURO5	0,4272	1.922,32
SKODA	FABIA WAGON 1.9 TDI 105CV	S.W. MOD.2008	0,4558	2.050,94
SKODA	OCTAVIA 1.6 TDI CR	105CV	0,4374	1.968,26
SKODA	OCTAVIA 1.6 TDI CR 105CV	EURO5	0,4607	2.073,08
SKODA	OCTAVIA 1.9 TDI 105CV	BERLINA MOD.2004	0,4873	2.192,97
SKODA	OCTAVIA 2.0 TDI 140CV	BERLINA MOD.2004	0,5203	2.341,27
SKODA	OCTAVIA 2.0 TDI CR 140CV	EURO5	0,5218	2.348,27
SKODA	OCTAVIA 2.0 TDI CR RS 170CV	EURO5	0,5815	2.616,60
SKODA	OCTAVIA 2.0/16V TDI 170CV	BERLINA	0,5560	2.502,02
SKODA	OCTAVIA WAGON 1.6 TDI	105CV EURO5	0,4623	2.080,32
SKODA	OCTAVIA WAGON 1.6 TDI 4X4	105CV EURO5	0,4827	2.172,06
SKODA	OCTAVIA WAGON 1.6 TDI CR	105CV SW	0,4438	1.997,23
SKODA	OCTAVIA WAGON 1.6 TDI CR 4X4	105CV	0,4708	2.118,47
SKODA	OCTAVIA WAGON 1.9 TDI	105CV S.W. MOD.2005	0,4916	2.212,36
SKODA	OCTAVIA WAGON 1.9 TDI	4X4 105CV S.W. MOD.2005	0,5224	2.350,94
SKODA	OCTAVIA WAGON 2.0 TDI	140CV 4X4 S.W.	0,5666	2.549,77
SKODA	OCTAVIA WAGON 2.0 TDI	140CV S.W. MOD.2005	0,5134	2.310,30
SKODA	OCTAVIA WAGON 2.0 TDI CR 140CV	EURO5	0,5288	2.379,78
SKODA	OCTAVIA WAGON 2.0 TDI CR 140CV 4X4	EURO5	0,5693	2.561,81
SKODA	OCTAVIA WAGON 2.0 TDI CR RS 170CV	EURO5	0,5869	2.640,86
SKODA	OCTAVIA WAGON 20/16V TDI	170CV S.W.	0,5611	2.525,00
SKODA	RAPID 1.6 TDI CR	105CV	0,4308	1.938,73
SKODA	RAPID SPACEBACK 1.6 TDI	105CV SW	0,4408	1.983,55
SKODA	RAPID SPACEBACK 1.6 TDI	90CV SW	0,4353	1.958,88
SKODA	ROOMSTER 1.2 TDI CR 75CV	EURO5	0,3837	1.726,85
SKODA	ROOMSTER 1.4 TDI	70CV	0,4009	1.804,01
SKODA	ROOMSTER 1.4 TDI	80CV	0,4133	1.859,97
SKODA	ROOMSTER 1.6 TDI CR 105CV	EURO5	0,4444	2.000,00
SKODA	ROOMSTER 1.6 TDI CR 90CV	EURO5	0,4237	1.906,44
SKODA	ROOMSTER 1.9 TDI	105CV	0,4627	2.081,94
SKODA	SUPERB 1.6 TDI	150CV	0,4914	2.211,41
SKODA	SUPERB 1.9 TDI GREENLINE 105CV	BERLINA	0,5310	2.389,53
SKODA	SUPERB 2.0 TDI 140CV	BERLINA EURO5	0,5520	2.484,12
SKODA	SUPERB 2.0 TDI 140CV	MOD.2008	0,5611	2.524,84
SKODA	SUPERB 2.0 TDI 140CV	WAGON EURO5	0,5304	2.386,62
SKODA	SUPERB 2.0 TDI 170CV	4X4	0,5873	2.642,89




MARCA	MODELLO	SERIE	COSTO CHILOMETRICO 15.000 KM	FRINGE BENEFIT ANNUALE
SKODA	SUPERB 2.0 TDI 170CV	BERLINA EURO5	0,6025	2.711,22
SKODA	SUPERB 2.0 TDI 170CV	MOD.2008	0,5609	2.523,92
SKODA	SUPERB 2.0 TDI 170CV	WAGON EURO5	0,6104	2.746,89
SKODA	SUPERB 2.0 TDI 170CV 4X4	BERLINA EURO5	0,6274	2.823,34
SKODA	SUPERB 2.0 TDI 170CV 4X4	WAGON EURO5	0,6164	2.773,90
SKODA	YETI 1.6 TDI	105CV	0,4507	2.028,18
SKODA	YETI 2.0 TDI CR	140CV	0,5557	2.500,58
SKODA	YETI 2.0 TDI CR 140CV 4X4	EURO5	0,5731	2.578,81
SKODA	YETI 2.0 TDI CR 170CV 4X4	EURO5	0,5924	2.665,75
SMART	FORTWO 800 CDI 54CV	CABRIO EURO5	0,3443	1.549,17
SMART	FORTWO 800 CDI 54CV	COUPÉ EURO5	0,3339	1.502,70
SMART	FORTWO CABRIO 45CV	MOD. 2007	0,3288	1.479,64
SMART	FORTWO COUPÉ 45CV	MOD. 2007	0,3235	1.455,55
SSANGYONG	ACTYON 2.0 XDI 4WD	5 PORTE	0,5809	2.614,05
SSANGYONG	KORANDO 2.0 E-XDI	149CV 2WD	0,5286	2.378,85
SSANGYONG	KORANDO 2.0 E-XDI	149CV 4WD	0,5487	2.468,97
SSANGYONG	KORANDO 2.0 E-XDI	175CV	0,5570	2.506,50
SSANGYONG	KORANDO 2.0 E-XDI 2WD	175CV	0,5346	2.405,51
SSANGYONG	KORANDO 2.0 E-XDI AWD	175CV	0,5527	2.486,93
SSANGYONG	KYRON 2.0 XDI	141CV	0,6004	2.701,84
SSANGYONG	NEW KYRON 2.0 4WD	141CV	0,6107	2.748,31
SSANGYONG	NEW KYRON 2.7 XDI	165CV	0,7054	3.174,12
SSANGYONG	REXTON 2.7 XDI 165CV	5 PORTE MOD.2007	0,6846	3.080,64
SSANGYONG	REXTON 2.7 XDI 186CV	5 PORTE MOD.2007	0,7295	3.282,79
SSANGYONG	REXTON W 2.0 XDI	155CV 2WD	0,5847	2.631,28
SSANGYONG	REXTON W 2.0 XDI	155CV 4WD	0,5976	2.689,13
SSANGYONG	RODIUS 2.0 XDI 155CV	2WD	0,5820	2.619,19
SSANGYONG	RODIUS 2.0 XDI 155CV	4WD	0,6088	2.739,66
SSANGYONG	RODIUS 2.7 XDI	2WD 165CV	0,6394	2.877,32
SSANGYONG	RODIUS 2.7 XDI	4WD 165CV	0,6638	2.987,16
SUBARU	FORESTER 2.0 D	147CV	0,6009	2.703,83
SUBARU	FORESTER 2.0D 147CV	EURO5	0,5917	2.662,59
SUBARU	IMPREZA 2.0D 150CV	MOD.2009	0,5491	2.470,95
SUBARU	LEGACY 2.0/16V D 150CV	BERLINA	0,5845	2.630,09
SUBARU	LEGACY 2.0/16V D 150CV	SW	0,5929	2.667,93
SUBARU	LEGACY 2.0D 150CV	BERLINA	0,5652	2.543,42
SUBARU	LEGACY 2.0D 150CV	SW	0,5763	2.593,42
SUBARU	OUTBACK 2.0/16V D	150 CV	0,6109	2.749,13
SUBARU	OUTBACK 2.0D	150CV	0,6105	2.747,44
SUBARU	TREZIA 1.4D	90CV	0,3900	1.754,87
SUZUKI	GRAND VITARA 1.9 DDIS	129CV	0,5686	2.558,85
SUZUKI	GRAND VITARA 1.9 DDIS	129CV 3 PORTE	0,5820	2.618,85
SUZUKI	GRAND VITARA 1.9 DDIS	129CV 5 PORTE	0,5988	2.694,53
SUZUKI	IGNIS 1.3/16V DDIS 69CV	DELUXE 5 PORTE	0,3944	1.774,94
SUZUKI	JIMNY 1.5 DDIS	85CV	0,4319	1.943,44
SUZUKI	SPLASH 1.3 DDIS 75CV	5 PORTE	0,3856	1.735,35
SUZUKI	SWIFT 1.3/16V DDIS	75CV	0,3852	1.733,61
SUZUKI	SX4 1.6 DDIS 16V	90CV	0,4435	1.995,96
SUZUKI	SX4 1.9 DDIS 120CV	4WD 5 PORTE	0,5200	2.340,11
SUZUKI	SX4 2.0 DDIS 135CV	2WD	0,4753	2.139,04
SUZUKI	SX4 2.0 DDIS 135CV	4WD	0,4995	2.247,86
TATA	ARIA 2.2	150CV	0,5629	2.532,90
TATA	ARIA 2.2	150CV 4X4	0,5884	2.647,73



MARCA	MODELLO	SERIE	COSTO CHILOMETRICO 15.000 KM	FRINGE BENEFIT ANNUALE
TATA	INDICA 1.4 TDI	71CV 5 PORTE	0,3712	1.670,48
TATA	INDIGO 1.4 TDI	71CV S.W.	0,3951	1.777,77
TATA	SAFARI 2.0 TDI	87CV	0,5775	2.598,67
TATA	SAFARI 2.2	140CV	0,5891	2.650,97
TATA	SAFARI 3.0 DICOR	115CV	0,5993	2.696,87
TOYOTA	AURIS 1.4 D-4D	90CV	0,4066	1.829,81
TOYOTA	AURIS 1.4 D-4D 90CV	BERLINA	0,4137	1.861,57
TOYOTA	AURIS 1.4 D-4D 90CV	EURO5	0,4194	1.887,42
TOYOTA	AURIS 1.4 D-4D 90CV	MY2013	0,4143	1.864,30
TOYOTA	AURIS 2.0 D-4D 124CV	MY2013	0,4860	2.187,01
TOYOTA	AURIS 2.0 D-4D 126CV	EURO5	0,4831	2.174,06
TOYOTA	AURIS 2.0 D-4D DPF	126CV	0,4981	2.241,65
TOYOTA	AURIS 2.0/16V D-4D	126CV	0,4845	2.180,06
TOYOTA	AURIS 2.2 D-CAT	177CV	0,5671	2.552,04
TOYOTA	AURIS 2.2/16V D-4D	177CV	0,5669	2.550,87
TOYOTA	AURIS TS 1.4 D-4D	90CV SW	0,4181	1.881,24
TOYOTA	AURIS TS 2.0 D-4D	124CV SW	0,4917	2.212,68
TOYOTA	AVENSIS 2.0 D-4D	124CV	0,5083	2.287,13
TOYOTA	AVENSIS 2.0 D-4D 126CV	BERLINA EURO5	0,5230	2.353,64
TOYOTA	AVENSIS 2.0 D-4D 126CV	SW EURO5	0,5290	2.380,62
TOYOTA	AVENSIS 2.0/16V D-4D	126CV BERLINA	0,5363	2.413,51
TOYOTA	AVENSIS 2.0/16V D-4D	126CV S.W.	0,5387	2.424,37
TOYOTA	AVENSIS 2.2 D-4D	150CV	0,5612	2.525,49
TOYOTA	AVENSIS 2.2 D-4D 150CV	BERLINA EURO5	0,5750	2.587,33
TOYOTA	AVENSIS 2.2 D-4D 150CV	SW EURO5	0,5826	2.621,55
TOYOTA	AVENSIS 2.2 D-CAT 177CV	BERLINA EURO5	0,6061	2.727,64
TOYOTA	AVENSIS 2.2 D-CAT 177CV	SW EURO5	0,6137	2.761,87
TOYOTA	AVENSIS 2.2 D-CAT AUT. 150CV	SW EURO5	0,6077	2.734,46
TOYOTA	AVENSIS 2.2/16V D-4D	150CV BERLINA	0,5671	2.551,86
TOYOTA	AVENSIS 2.2/16V D-4D	150CV S.W.	0,5679	2.555,48
TOYOTA	AVENSIS 2.2/16V D-CAT	177CV BERLINA	0,5928	2.667,45
TOYOTA	AVENSIS 2.2/16V D-CAT	177CV S.W.	0,5936	2.671,07
TOYOTA	AYGO 1.4 D	54CV	0,3632	1.634,62
TOYOTA	COROLLA VERSO 2.0 D-4D	126CV	0,5213	2.345,68
TOYOTA	COROLLA VERSO 2.2/16V	D-4D 177CV 5 PORTE	0,6057	2.725,59
TOYOTA	LAND CRUISER 3.0 D4-D	190CV	0,7685	3.458,26
TOYOTA	LAND CRUISER 3.0/16V D-4D	3 PORTE MOD.2007	0,7328	3.297,46
TOYOTA	LAND CRUISER 3.0/16V D-4D	5 PORTE MOD.2007	0,7596	3.418,07
TOYOTA	LAND CRUISER 4.5 V8 272CV	7 POSTI	0,9768	4.395,82
TOYOTA	LAND CRUISER V8 4.5	286CV	1,0414	4.686,25
TOYOTA	RAV 4 2.0 D-4D 2WD	124CV MY2013	0,5093	2.291,69
TOYOTA	RAV 4 2.0 D-4D 4WD	124CV	0,5585	2.513,43
TOYOTA	RAV 4 2.2 D-4D 4WD	150CV MY2013	0,6077	2.734,62
TOYOTA	RAV 4 2.2 D-CAT A/T 4WD	150CV MY2013	0,6231	2.804,02
TOYOTA	RAV 4 2.2/16V D-4D 136CV	5 PORTE	0,6075	2.733,89
TOYOTA	RAV 4 2.2/16V D-4D 150CV	EURO 5	0,5883	2.647,57
TOYOTA	RAV 4 2.2/16V D-4D 177CV	5 PORTE	0,6486	2.918,49
TOYOTA	URBAN CRUISER 1.4 D-4D AWD	90CV	0,4400	1.979,97
TOYOTA	URBAN CRUISER 1.4D-4D AWD	90CV	0,4588	2.064,67
TOYOTA	VERSO 1.6 D-4D	111CV 7 POSTI	0,4609	2.074,20
TOYOTA	VERSO 2.0 D 126CV	EURO 5	0,5193	2.336,65
TOYOTA	VERSO 2.0D 124CV	7 POSTI	0,5146	2.315,68
TOYOTA	VERSO 2.2 D-CAT 150CV	EURO 5	0,5912	2.660,52




MARCA	MODELLO	SERIE	COSTO CHILOMETRICO 15.000 KM	FRINGE BENEFIT ANNUALE
TOYOTA	VERSO 2.2 D-CAT 180CV	EURO 5	0,6131	2.758,76
TOYOTA	VERSO-S 1.4 D-4D 90CV	EURO5	0,4158	1.871,11
TOYOTA	YARIS 1.4 D-4D	90CV	0,3765	1.694,46
TOYOTA	YARIS 1.4 D-4D	90CV EURO5	0,3768	1.695,81
TOYOTA	YARIS 1.4 D-4D 90CV	MOD 2012	0,3767	1.695,16
TOYOTA	YARIS 1.4 D-4D 90CV	MOD.2006	0,3816	1.717,13
VOLKSWAGEN	CADDY 1.6 TDI 102CV	EURO5	0,4548	2.046,44
VOLKSWAGEN	CADDY 1.6 TDI 75CV	EURO5	0,4447	2.001,08
VOLKSWAGEN	CADDY 1.9 TDI 105CV	5 PORTE	0,4913	2.210,96
VOLKSWAGEN	CADDY 1.9 TDI 75CV	5 PORTE	0,4820	2.169,13
VOLKSWAGEN	CADDY 2.0 TDI 140CV	EURO5	0,5177	2.329,53
VOLKSWAGEN	CADDY 2.0 TDI 4MOTION 110CV	EURO5	0,5219	2.348,63
VOLKSWAGEN	CROSS GOLF 1.9 TDI	105CV	0,5407	2.433,14
VOLKSWAGEN	CROSS GOLF 2.0/16V TDI	140CV	0,5660	2.547,04
VOLKSWAGEN	EOS 2.0 TDI 140CV	CABRIO	0,5884	2.647,66
VOLKSWAGEN	FOX 1.4 TDI	70CV	0,3766	1.694,79
VOLKSWAGEN	GOLF 1.9 TDI	105CV	0,4807	2.162,93
VOLKSWAGEN	GOLF 2.0/16V TDI 140CV	4 MOTION	0,5616	2.527,15
VOLKSWAGEN	GOLF 2.0/16V TDI 170CV	GTD	0,5631	2.533,81
VOLKSWAGEN	GOLF CABRIOLET 1.6 TDI	105CV	0,4846	2.180,60
VOLKSWAGEN	GOLF CABRIOLET 2.0 TDI	140CV	0,5552	2.498,50
VOLKSWAGEN	GOLF PLUS 1.9 TDI	105CV	0,4909	2.209,25
VOLKSWAGEN	GOLF PLUS 2.0 TDI	140CV	0,5397	2.428,79
VOLKSWAGEN	GOLF PLUS VI SERIE 1.6 TDI	105CV EURO5	0,4823	2.170,20
VOLKSWAGEN	GOLF PLUS VI SERIE 1.6 TDI BLUEMOTION	105CV EURO5	0,4804	2.161,70
VOLKSWAGEN	GOLF PLUS VI SERIE 2.0 TDI	110CV EURO 5	0,4975	2.238,65
VOLKSWAGEN	GOLF PLUS VI SERIE 2.0 TDI	140CV EURO 5	0,5394	2.427,15
VOLKSWAGEN	GOLF VARIANT 1.6 TDI 105CV BLUE MOTION	EURO 5 S.W.	0,4669	2.101,11
VOLKSWAGEN	GOLF VARIANT 1.6 TDI DPF	105CV EURO5 S.W.	0,4700	2.115,03
VOLKSWAGEN	GOLF VARIANT 1.9 TDI 105CV	QUATTRO S.W.	0,5223	2.350,56
VOLKSWAGEN	GOLF VARIANT 1.9 TDI 105CV	S.W. MOD.2007	0,4890	2.200,63
VOLKSWAGEN	GOLF VARIANT 2.0 TDI 140CV	S.W. MOD. 2007	0,5237	2.356,68
VOLKSWAGEN	GOLF VARIANT 2.0 TDI DPF	140CV EURO5 S.W.	0,5302	2.385,90
VOLKSWAGEN	GOLF VI 1.6 TDI 105CV	MOD.2009	0,4564	2.053,67
VOLKSWAGEN	GOLF VI 1.6 TDI 105CV BLUE MOTION	MOD.2009	0,4637	2.086,61
VOLKSWAGEN	GOLF VI 2.0 TDI 110CV	MOD.2009	0,4721	2.124,30
VOLKSWAGEN	GOLF VI 2.0 TDI 140CV	MOD.2009	0,5031	2.264,11
VOLKSWAGEN	GOLF VI 2.0 TDI 140CV 4M.	MOD.2009	0,5328	2.397,73
VOLKSWAGEN	GOLF VI 2.0 TDI GTD 170CV	MOD. 2009	0,5611	2.524,94
VOLKSWAGEN	GOLF VII 1.6 TDI BLUEMOT.TECH	105CV	0,4619	2.078,40
VOLKSWAGEN	GOLF VII VARIANT 1.6 TDI	105CV	0,4622	2.080,10
VOLKSWAGEN	JETTA 1.6 TDI DSG BLUEMOTION	105CV EURO5	0,4632	2.084,27
VOLKSWAGEN	MAGGIOLINO 1.6 TDI	105CV	0,4776	2.149,01
VOLKSWAGEN	MAGGIOLINO 2.0 TDI BLUEMOTION	110CV	0,5088	2.289,44
VOLKSWAGEN	MAGGIOLINO 2.0 TDI SPORT	140CV	0,5708	2.568,44
VOLKSWAGEN	MAGGIOLINO 2.0 TDI SPORT BLUEMOTION	150CV	0,5409	2.434,21
VOLKSWAGEN	MAGGIOLINO CABRIO 1.6 TDI	105CV	0,4991	2.246,16
VOLKSWAGEN	MAGGIOLINO CABRIO 2.0 TDI	140CV	0,5869	2.640,95
VOLKSWAGEN	MAGGIOLINO CABRIO 2.0 TDI BLUEMOTION	110CV	0,5276	2.374,06
VOLKSWAGEN	MAGGIOLINO CABRIO 2.0 TDI SPORT BLUEMOTION	150CV	0,5610	2.524,47
VOLKSWAGEN	MULTIVAN 2.0 BITDI 180CV	4MOTION	0,7572	3.407,48
VOLKSWAGEN	MULTIVAN 2.5 TDI	130CV MOD.2007	0,7255	3.264,62
VOLKSWAGEN	MULTIVAN 2.5 TDI	174CV	0,7475	3.363,75




MARCA	MODELLO	SERIE	COSTO CHILOMETRICO 15.000 KM	FRINGE BENEFIT ANNUALE
VOLKSWAGEN	NEW BEETLE 1.9 TDI	105CV	0,5230	2.353,66
VOLKSWAGEN	NEW BEETLE 1.9 TDI	105CV CABRIO	0,5573	2.507,82
VOLKSWAGEN	NUOVA JETTA 1.9 TDI	105CV	0,4962	2.232,87
VOLKSWAGEN	NUOVA JETTA 2.0 TDI	140CV	0,5340	2.402,85
VOLKSWAGEN	NUOVA TOUAREG 3.0 V6 TDI TIP BLUEMOT	240CV	0,8045	3.620,46
VOLKSWAGEN	NUOVA TOUAREG 4.2 V8 TDI TIP	326CV	0,9741	4.383,54
VOLKSWAGEN	PASSAT 1.6 TDI 105CV BLUE MOTION	BERLINA	0,4894	2.202,23
VOLKSWAGEN	PASSAT 1.6 TDI DPF	105CV	0,4812	2.165,44
VOLKSWAGEN	PASSAT 1.9 TDI 105CV	BERLINA	0,5300	2.385,08
VOLKSWAGEN	PASSAT 2.0 143CV BLUETDI	EURO5	0,5547	2.496,19
VOLKSWAGEN	PASSAT 2.0 TDI 110CV	MOD.2009	0,5356	2.410,03
VOLKSWAGEN	PASSAT 2.0 TDI 140CV	EURO5	0,5505	2.477,28
VOLKSWAGEN	PASSAT 2.0 TDI 140CV 4MOT	EURO5	0,5688	2.559,45
VOLKSWAGEN	PASSAT 2.0 TDI 170CV	EURO5	0,5794	2.607,08
VOLKSWAGEN	PASSAT 2.0 TDI 177CV	4 MOT HIGHLINE BMT	0,6370	2.866,53
VOLKSWAGEN	PASSAT 2.0 TDI 177CV	HIGHLINE BMT	0,6195	2.787,96
VOLKSWAGEN	PASSAT 2.0 TDI 4MOTION 170CV	EURO5	0,6151	2.768,02
VOLKSWAGEN	PASSAT 2.0 TDI BLUEMOT 140CV	EURO5	0,5559	2.501,48
VOLKSWAGEN	PASSAT 2.0 TDI DPF	140CV	0,5472	2.462,32
VOLKSWAGEN	PASSAT 2.0 TDI DPF	170CV	0,6100	2.744,97
VOLKSWAGEN	PASSAT 2.0 TDI DPF 4MOTION	140CV	0,5832	2.624,58
VOLKSWAGEN	PASSAT 2.0 TDI DPF 4MOTION	170CV	0,6283	2.827,17
VOLKSWAGEN	PASSAT 2.0/16V TDI 140CV	4MOTION BERLINA	0,5812	2.615,46
VOLKSWAGEN	PASSAT 2.0/16V TDI 140CV	BERLINA	0,5584	2.512,83
VOLKSWAGEN	PASSAT 2.0/16V TDI 140CV	DPF BERLINA	0,5649	2.542,12
VOLKSWAGEN	PASSAT 2.0/16V TDI 170CV	BERLINA	0,5938	2.671,95
VOLKSWAGEN	PASSAT CC 2.0 143CV BLUETDI	EURO5 COUPÉ	0,5945	2.675,25
VOLKSWAGEN	PASSAT CC 2.0 TDI	140CV	0,5878	2.644,99
VOLKSWAGEN	PASSAT CC 2.0 TDI	140CV COUPÉ	0,5806	2.612,84
VOLKSWAGEN	PASSAT CC 2.0 TDI	170CV COUPÉ	0,6032	2.714,42
VOLKSWAGEN	PASSAT CC 2.0 TDI	177CV	0,6221	2.799,28
VOLKSWAGEN	PASSAT CC 2.0 TDI 140CV	EURO5 COUPÉ	0,5892	2.651,22
VOLKSWAGEN	PASSAT CC 2.0 TDI 140CV 4MOTION	EURO5 COUPÉ	0,6079	2.735,33
VOLKSWAGEN	PASSAT CC 2.0 TDI 140CV BLUEMOTION	EURO5 COUPÉ	0,5777	2.599,54
VOLKSWAGEN	PASSAT CC 2.0 TDI 170CV	EURO5 COUPÉ	0,6090	2.740,67
VOLKSWAGEN	PASSAT CC 2.0 TDI 170CV 4MOTION	EURO5 COUPÉ	0,6458	2.906,31
VOLKSWAGEN	PASSAT VARIANT 1.6 TDI 105CV BLUE MOTION	SW	0,4956	2.230,08
VOLKSWAGEN	PASSAT VARIANT 1.6 TDI DPF	105CV	0,4884	2.197,59
VOLKSWAGEN	PASSAT VARIANT 1.9 TDI	105CV S.W.	0,5393	2.426,83
VOLKSWAGEN	PASSAT VARIANT 2.0 110CV	S.W. MOD.2009	0,5432	2.444,50
VOLKSWAGEN	PASSAT VARIANT 2.0 143CV BLUETDI	EURO5 SW	0,5633	2.534,91
VOLKSWAGEN	PASSAT VARIANT 2.0 TDI	140CV S.W.	0,5677	2.554,57
VOLKSWAGEN	PASSAT VARIANT 2.0 TDI	170CV S.W.	0,6023	2.710,37
VOLKSWAGEN	PASSAT VARIANT 2.0 TDI 140CV	EURO5 SW	0,5575	2.508,79
VOLKSWAGEN	PASSAT VARIANT 2.0 TDI 140CV 4MOTION	EURO5 SW	0,5742	2.583,72
VOLKSWAGEN	PASSAT VARIANT 2.0 TDI 140CV BLUEMOT	EURO5 SW	0,5624	2.530,85
VOLKSWAGEN	PASSAT VARIANT 2.0 TDI 170CV	EURO5 SW	0,5899	2.654,56
VOLKSWAGEN	PASSAT VARIANT 2.0 TDI 170CV 4MOTION	EURO5 SW	0,6216	2.797,38
VOLKSWAGEN	PASSAT VARIANT 2.0 TDI 177CV	4 MOT HIGHLINE BMT DGS	0,6456	2.905,35
VOLKSWAGEN	PASSAT VARIANT 2.0 TDI 177CV	HIGHLINE BMT DGS	0,6274	2.823,20
VOLKSWAGEN	PASSAT VARIANT 2.0 TDI DPF	140CV	0,5539	2.492,35
VOLKSWAGEN	PASSAT VARIANT 2.0 TDI DPF	170CV	0,6183	2.782,37
VOLKSWAGEN	PASSAT VARIANT 2.0 TDI DPF 4MOTION	140CV	0,5927	2.667,06



MARCA	MODELLO	SERIE	COSTO CHILOMETRICO 15.000 KM	FRINGE BENEFIT ANNUALE
VOLKSWAGEN	PASSAT VARIANT 2.0 TDI DPF 4MOTION	170CV	0,6374	2.868,18
VOLKSWAGEN	PASSAT VARIANT 2.0/16V TDI	140CV 4MOTION S.W.	0,5881	2.646,31
VOLKSWAGEN	PHAETON 3.0 239CV TDI	MOD. 2009	1,0082	4.536,95
VOLKSWAGEN	PHAETON 3.0 TDI 233CV	4 POSTI	1,0024	4.510,60
VOLKSWAGEN	PHAETON 3.0 TDI 233CV	5 POSTI	0,9260	4.167,13
VOLKSWAGEN	PHAETON 3.0 V6 TDI	239CV	1,0142	4.563,68
VOLKSWAGEN	POLO 1.2 TDI	75CV	0,3618	1.628,00
VOLKSWAGEN	POLO 1.2 TDI BLUEMOTION	75CV	0,3721	1.674,61
VOLKSWAGEN	POLO 1.4 TDI	70CV MOD.2005	0,3839	1.727,77
VOLKSWAGEN	POLO 1.4 TDI	80CV MOD.2005	0,4009	1.803,99
VOLKSWAGEN	POLO 1.6 TDI DPF 75CV	EURO 5	0,4020	1.808,85
VOLKSWAGEN	POLO 1.6 TDI DPF 90CV	EURO 5	0,4153	1.869,01
VOLKSWAGEN	POLO 1.6 TDI DPF 90CV BLUEMOTION	EURO5	0,4117	1.852,54
VOLKSWAGEN	POLO 1.9 TDI	100CV MOD.2005	0,4598	2.069,30
VOLKSWAGEN	POLO 1.9 TDI	130CV MOD.2005	0,4847	2.181,04
VOLKSWAGEN	POLO CROSS 1.4 TDI	70CV	0,4308	1.938,38
VOLKSWAGEN	POLO CROSS 1.6 TDI	90CV	0,4682	2.107,01
VOLKSWAGEN	SCIROCCO	2.0 TDI 140CV	0,5327	2.396,94
VOLKSWAGEN	SCIROCCO	2.0 TDI 177CV	0,5852	2.633,35
VOLKSWAGEN	SCIROCCO 2.0 TDI	140CV	0,5485	2.468,43
VOLKSWAGEN	SCIROCCO 2.0 TDI	170CV	0,5641	2.538,38
VOLKSWAGEN	SHARAN 1.9 TDI 115CV	4MOTION MOD.2007	0,5542	2.494,07
VOLKSWAGEN	SHARAN 1.9 TDI 115CV	TIP.MOD.2007	0,5946	2.675,84
VOLKSWAGEN	SHARAN 2.0 TDI	177CV	0,6390	2.875,41
VOLKSWAGEN	SHARAN 2.0 TDI 140CV	MOD.2007	0,5673	2.552,96
VOLKSWAGEN	SHARAN 2.0 TDI BLUEMOT. 140CV	EURO5	0,5777	2.599,65
VOLKSWAGEN	SHARAN 2.0 TDI BLUEMOT. 170CV	EURO5	0,6357	2.860,80
VOLKSWAGEN	TIGUAN 2.0 TDI	110CV	0,5307	2.388,24
VOLKSWAGEN	TIGUAN 2.0 TDI	140CV	0,5866	2.639,54
VOLKSWAGEN	TIGUAN 2.0 TDI	170CV	0,5932	2.669,26
VOLKSWAGEN	TIGUAN 2.0 TDI	177CV	0,6325	2.846,10
VOLKSWAGEN	TIGUAN 2.0 TDI 150CV	4MOTION	0,5626	2.531,76
VOLKSWAGEN	TIGUAN 2.0 TDI 150CV	BLUEM.TECH	0,5447	2.451,27
VOLKSWAGEN	TIGUAN 2.0 TDI 184CV	4MOTION	0,6108	2.748,81
VOLKSWAGEN	TIGUAN 2.0 TDI 4MOTION	140CV	0,5955	2.679,92
VOLKSWAGEN	TIGUAN 2.0 TDI 4MOTION	140CV 4WD	0,5880	2.646,04
VOLKSWAGEN	TIGUAN 2.0 TDI 4MOTION	170CV 4WD	0,6122	2.755,12
VOLKSWAGEN	TIGUAN 2.0 TDI BLUEMOT.	140CV	0,5615	2.526,81
VOLKSWAGEN	TOUAREG 2.5 R5 TDI	174CV MOD.2007	0,7547	3.396,29
VOLKSWAGEN	TOUAREG 2.5 R5 TDI 174CV	TIP.MOD.2007	0,7498	3.374,08
VOLKSWAGEN	TOUAREG 3.0 TDI	245CV	0,8285	3.728,32
VOLKSWAGEN	TOUAREG 3.0 V6 TDI	240CV TIPTR.	0,8375	3.768,97
VOLKSWAGEN	TOUAREG 5.0 V10 TDI 313CV	MOD.2007	1,0820	4.869,04
VOLKSWAGEN	TOUAREG R50 V10 TDI	350CV	1,1951	5.377,83
VOLKSWAGEN	TOURAN 1.6 TDI	110CV	0,4849	2.182,19
VOLKSWAGEN	TOURAN 1.6 TDI 105CV	EURO5	0,4739	2.132,35
VOLKSWAGEN	TOURAN 1.9 TDI	105CV	0,5190	2.335,65
VOLKSWAGEN	TOURAN 1.9 TDI 105CV	TRENDLINE DSG 5 PORTE	0,5410	2.434,70
VOLKSWAGEN	TOURAN 2.0 TDI	170CV	0,5889	2.649,85
VOLKSWAGEN	TOURAN 2.0 TDI	177CV	0,6068	2.730,76
VOLKSWAGEN	TOURAN 2.0 TDI 140CV	EURO5	0,5560	2.502,07
VOLKSWAGEN	TOURAN 2.0 TDI 170CV DGS	EURO5	0,5919	2.663,68
VOLKSWAGEN	TOURAN 2.0 TDI DGS	140CV	0,5765	2.594,31



MARCA	MODELLO	SERIE	COSTO CHILOMETRICO 15.000 KM	FRINGE BENEFIT ANNUALE
VOLKSWAGEN	TRANSPORTER 2.5 TDI 131CV	KOMBI	0,6310	2.839,57
VOLKSWAGEN	TRANSPORTER 2.5 TDI 174CV	KOMBI	0,6545	2.945,29
VOLVO	C 30 1.6/16V D	109CV	0,4713	2.120,76
VOLVO	C 30 2.0/16V D	136CV	0,5265	2.369,37
VOLVO	C 30 2.4/20V D5	180CV	0,6143	2.764,33
VOLVO	C30 D2 1.6	115CV	0,4626	2.081,79
VOLVO	C30 D3 2.0 150CV	EURO5	0,5454	2.454,22
VOLVO	C30 D4 2.0	177CV	0,5631	2.534,11
VOLVO	C30 DRIVE 1.6	109CV	0,4467	2.010,32
VOLVO	C70 2.0 D 136CV	CABRIO	0,6319	2.843,37
VOLVO	C70 2.4 D5 180CV	AUT. CABRIO	0,7103	3.196,52
VOLVO	C70 D3 2.0	150CV	0,6351	2.857,74
VOLVO	C70 D4 2.0	177CV	0,6436	2.895,99
VOLVO	NUOVA S40 1.6/16V D 110CV	BERLINA	0,4737	2.131,59
VOLVO	NUOVA S40 2.0/16V D 136CV	BERLINA	0,5305	2.387,33
VOLVO	NUOVA S40 2.4 D5 180CV	BERLINA	0,6180	2.780,92
VOLVO	NUOVA S40 D2 1.6	115CV	0,4770	2.146,56
VOLVO	NUOVA S40 D3 2.0 150CV	EURO5	0,5550	2.497,40
VOLVO	NUOVA S40 D4 2.0	177CV	0,5730	2.578,65
VOLVO	NUOVA S40 DRIVE 1.6	109CV	0,4636	2.086,09
VOLVO	S60 1.6 DRIVE 115CV	EURO5	0,5207	2.343,26
VOLVO	S60 2.0 D3 163CV	EURO5	0,6034	2.715,35
VOLVO	S60 2.4 D	163CV MOD.2006	0,6360	2.862,06
VOLVO	S60 2.4 D5	185CV MOD.2006	0,6475	2.913,81
VOLVO	S60 2.4 D5 205CV	EURO5	0,6571	2.957,01
VOLVO	S60 2.4 D5 AWD GEARTRONIC 205CV	EURO5	0,7126	3.206,50
VOLVO	S60 CROSS COUNTRY D4 2.4 AWD	190CV	0,6555	2.949,86
VOLVO	S60 D2 1.6	115CV	0,5040	2.268,07
VOLVO	S60 D3 2.0	136CV	0,5738	2.582,29
VOLVO	S60 D4 2.0	163CV	0,6185	2.783,12
VOLVO	S60 D4 2.0	181CV	0,5947	2.676,23
VOLVO	S60 D5 2.4	215CV	0,6732	3.029,36
VOLVO	S60 D5 2.4 AWD	215CV	0,6946	3.125,88
VOLVO	S80 2.0 D 136CV	BERLINA	0,6037	2.716,50
VOLVO	S80 2.4 D 163CV	BERLINA MOD.2006	0,6573	2.957,72
VOLVO	S80 2.4 D5 205CV	MOD. 2009	0,6889	3.099,89
VOLVO	S80 D2 1.6 115CV	EURO5	0,5614	2.526,47
VOLVO	S80 D3 2.0	163CV	0,6268	2.820,46
VOLVO	S80 D3 2.0 136CV	EURO5	0,6275	2.823,97
VOLVO	S80 D4 2.0	181CV	0,6068	2.730,51
VOLVO	S80 D4 2.0 163CV	EURO5	0,6746	3.035,90
VOLVO	S80 D5 185CV	BERLINA MOD.2006	0,6773	3.047,93
VOLVO	S80 D5 2.4	205CV	0,6763	3.043,24
VOLVO	S80 D5 2.4 215CV	EURO5	0,6985	3.143,14
VOLVO	S80 D5 2.4 AWD GEARTRONIC	205CV	0,7356	3.310,27
VOLVO	S80 D5 2.4 GEARTRONIC	205CV	0,8037	3.616,76
VOLVO	V40 D2 1.6	115CV	0,4333	1.949,90
VOLVO	V40 D2 CROSS COUNTRY 1.6	115CV	0,4518	2.032,92
VOLVO	V40 D4 2.0	177CV	0,5481	2.466,63
VOLVO	V40 D4 CROSS COUNTRY 2.0	177 CV	0,5557	2.500,62
VOLVO	V50 1.6 109CV S.W.	S.W.	0,4846	2.180,59
VOLVO	V50 1.6/16V D	110CV S.W.	0,4910	2.209,70
VOLVO	V50 2.0/16V D 136CV	S.W.	0,5406	2.432,88



MARCA	MODELLO	SERIE	COSTO CHILOMETRICO 15.000 KM	FRINGE BENEFIT ANNUALE
VOLVO	V50 2.4 D5 180CV	S.W.	0,6265	2.819,23
VOLVO	V50 D2 1.6	115CV	0,4751	2.137,91
VOLVO	V50 D3 2.0 150CV	EURO5	0,5598	2.518,99
VOLVO	V50 D4 2.0	177CV	0,5778	2.600,24
VOLVO	V50 DRIVE 1.6	109CV	0,4616	2.077,35
VOLVO	V60 D2 1.6 114CV	EURO5	0,5067	2.280,36
VOLVO	V60 D3 2.0	163CV	0,6026	2.711,51
VOLVO	V60 D3 2.0 136CV	EURO5	0,5933	2.670,06
VOLVO	V60 D4 2.0 163CV	EURO5	0,6304	2.836,72
VOLVO	V60 D4 2.4 AWD 163 CV	EURO5	0,6760	3.042,21
VOLVO	V60 D4 2.4 AWD GEARTRONIC	181CV	0,6801	3.060,59
VOLVO	V60 D5 2.4	205CV	0,6555	2.949,55
VOLVO	V60 D5 2.4 215CV	EURO5	0,6873	3.093,04
VOLVO	V60 D5 2.4 AWD 215CV	EURO5	0,7048	3.171,46
VOLVO	V60 D5 AWD GEARTRONIC 2.4	205CV	0,7214	3.246,11
VOLVO	V70 2.0 D 136CV	S.W.	0,6060	2.726,85
VOLVO	V70 2.4 D 163CV	S.W. MOD.2008	0,6668	3.000,72
VOLVO	V70 2.4 D5 185CV	S.W. MOD.2008	0,6891	3.100,98
VOLVO	V70 D3 2.0	163CV	0,6370	2.866,64
VOLVO	V70 D5 2.4	205CV	0,6882	3.096,99
VOLVO	V70 D5 2.4 AWD GEATRONIC	205CV	0,7469	3.360,99
VOLVO	V70 POLAR D2 1.6	115CV	0,5637	2.536,73
VOLVO	V70 POLAR D3 2.0	136CV	0,6284	2.827,74
VOLVO	V70 POLAR D4 2.0	163CV	0,6721	3.024,35
VOLVO	V70 POLAR D4 2.0	181CV	0,6072	2.732,22
VOLVO	V70 POLAR D5 2.4	215CV	0,6966	3.134,65
VOLVO	XC60 2.0 DRIVE	163CV	0,6383	2.872,22
VOLVO	XC60 2.4 AWD	163CV	0,6770	3.046,30
VOLVO	XC60 2.4 D FWD	175CV	0,6467	2.910,26
VOLVO	XC60 2.4 D5	185CV	0,6931	3.118,91
VOLVO	XC60 2.4 D5 AWD	205CV	0,7059	3.176,76
VOLVO	XC60 2.4D	163CV	0,6799	3.059,47
VOLVO	XC60 D3 2.0	136CV	0,6293	2.831,72
VOLVO	XC60 D3 2.0 GEARTRONIC	163CV	0,6675	3.003,57
VOLVO	XC60 D3 2.4 AWD	163CV	0,6917	3.112,51
VOLVO	XC60 D4 2.0	163CV	0,6202	2.791,04
VOLVO	XC60 D4 2.0 163CV	EURO5	0,6578	2.959,97
VOLVO	XC60 D4 2.0 GEARTRONIC	181 CV	0,6284	2.827,63
VOLVO	XC60 D4 2.4 AWD 163CV	EURO5	0,7031	3.164,02
VOLVO	XC60 D5 2.4 AWD 205CV	INTEGRALE	0,7177	3.229,47
VOLVO	XC60 D5 2.4 AWD 215CV	EURO5	0,7169	3.226,18
VOLVO	XC70 2.0 DRIVE	163CV	0,6471	2.912,00
VOLVO	XC70 2.4 D AWD	163CV	0,6974	3.138,25
VOLVO	XC70 2.4 D FWD	175CV	0,6749	3.036,90
VOLVO	XC70 2.4 D4 AWD	181CV	0,6786	3.053,72
VOLVO	XC70 2.4 D5 AWD	185CV MOD.2008	0,7231	3.254,13
VOLVO	XC70 2.4 D5 AWD	205CV	0,7198	3.238,93
VOLVO	XC70 2.4 D5 AWD	220CV	0,6840	3.078,22
VOLVO	XC70 D3 2.0 GEARTRONIC	163CV	0,6755	3.039,73
VOLVO	XC70 D3 2.4 AWD	163CV	0,7098	3.194,28
VOLVO	XC70 D4 2.0 163CV	EURO5	0,6801	3.060,27
VOLVO	XC70 D4 2.4 AWD 163CV	EURO5	0,7241	3.258,51
VOLVO	XC70 D5 2.4 AWD	205CV	0,7364	3.313,89



MARCA	MODELLO	SERIE	COSTO CHILOMETRICO 15.000 KM	FRINGE BENEFIT ANNUALE
VOLVO	XC70 D5 2.4 AWD 215CV	EURO5	0,7519	3.383,65
VOLVO	XC90 2.4 D5	185CV AWD S.W.	0,7687	3.459,19
VOLVO	XC90 D4 2.4 GEARTRONIC POLAR	163CV	0,7353	3.309,01
VOLVO	XC90 D5 2.0 225CV	AWD	0,7174	3.228,17
VOLVO	XC90 D5 2.4 AWD	185CV	0,7358	3.311,29
VOLVO	XC90 D5 2.4 GEARTRONIC AWD	185CV	0,8395	3.777,53
VOLVO	XC90 D5 2.4 GEARTRONIC POLAR AWD	200CV	0,7725	3.476,38

